


Results and timing service provided by **TISSOT**

RookiesCup

MICHELIN® GRAND PRIX DE FRANCE

Race Nr.2

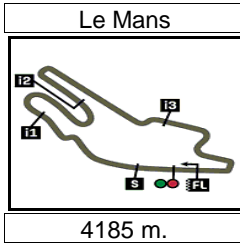
Classification after 15 laps = 62.775 km

Pos		Rider	Nation	Team	Motorcycle	Total Time	Km/h	Gap
1	25	51 Brian URIARTE	SPA	Red Bull Rookies - Spain	KTM	26'21.440	142.9	
2	20	28 Máximo QUILES	SPA	Red Bull Rookies - Spain	KTM	26'21.488	142.8	0.048
3	16	13 Hakim DANISH	MAL	Red Bull Rookies - Malaysia	KTM	26'21.768	142.8	0.328
4	13	73 Valentin PERRONE	ARG	Red Bull Rookies - Argentina	KTM	26'21.788	142.8	0.348
5	11	83 Alvaro CARPE	SPA	Red Bull Rookies - Spain	KTM	26'22.057	142.8	0.617
6	10	95 Marco MORELLI	ARG	Red Bull Rookies - Argentina	KTM	26'23.588	142.7	2.148
7	9	54 Veda PRATAMA	INA	Red Bull Rookies - Indonesia	KTM	26'23.599	142.7	2.159
8	8	57 Leonardo ZANNI	ITA	Red Bull Rookies - Italy	KTM	26'23.749	142.6	2.309
9	7	31 Giulio PUGLIESE	ITA	Red Bull Rookies - Italy	KTM	26'24.060	142.6	2.620
10	6	70 Kristian DANIEL	USA	Red Bull Rookies - United States	KTM	26'28.243	142.2	6.803
11	5	50 Carter THOMPSON	AUS	Red Bull Rookies - Australia	KTM	26'28.357	142.2	6.917
12	4	56 Kevin FARKAS	HUN	Red Bull Rookies - Hungary	KTM	26'32.540	141.9	11.100
13	3	47 Dodo BOGGIO	ITA	Red Bull Rookies - Italy	KTM	26'32.808	141.8	11.368
14	2	24 Guillem PLANQUES	FRA	Red Bull Rookies - France	KTM	26'32.930	141.8	11.490
15	1	5 Leo RAMMERSTORFER	AUT	Red Bull Rookies - Austria	KTM	26'33.084	141.8	11.644
16		20 Jakkreephat PHUETTISA	THA	Red Bull Rookies - Thailand	KTM	26'45.812	140.7	24.372
17		45 Kgopotso MONONYANE	RSA	Red Bull Rookies - South Africa	KTM	26'45.908	140.7	24.468
18		7 Rocco SESSLER	GER	Red Bull Rookies - Germany	KTM	26'45.937	140.7	24.497
19		4 Sullivan MOUNSEY	GBR	Red Bull Rookies - Great Britain	KTM	26'46.038	140.7	24.598
20		27 Rico SALMELA	FIN	Red Bull Rookies - Finland	KTM	26'49.524	140.4	28.084
21		52 Evan BELFORD	GBR	Red Bull Rookies - Great Britain	KTM	26'54.093	140.0	32.653
22		16 Joel PONS	SPA	Red Bull Rookies - Spain	KTM	26'54.704	139.9	33.264
23		11 Ruché MOODLEY	RSA	Red Bull Rookies - South Africa	KTM	27'23.079	137.5	1'01.639
Not classified								
		48 Lenox PHOMMARA	SWI	Red Bull Rookies - Switzerland	KTM	23'12.216	140.6	2 laps
		44 Milan PAWELEC	POL	Red Bull Rookies - Poland	KTM	7'21.012	136.6	11 laps

The results are provisional until the end of the limit for protest and appeals.

Time limit for protest expires 60' after publication of the results - Time:

DORNA DATA PROCESSING TIMING SERVICE DORNA DATA PROCESSING TIMING SERVICE DORNA DATA PROCESSING TIMING SERVICE DORNA DATA PROCESSING TIMING SERVICE DORNA DATA PROCESSING TIMING SERVICE DORNA DATA PROCESSING TIMING SERVICE DORNA DATA PROCESSING



Results and timing service provided by **TISSOT**

RookiesCup

MICHELIN® GRAND PRIX DE FRANCE

Race Nr.2

Classification after 15 laps = 62.775 km

Pos	Rider	Nation	Team	Motorcycle	Total Time	Km/h	Gap
-----	-------	--------	------	------------	------------	------	-----

Race condition: Dry
 Air: 17°
 Humidity: 73%
 Ground: 19°

Pole Position:				
Fastest Lap (New record):	Lap 14	Marco MORELLI	1'44.019	144.8 Km/h
Best Race Lap:	2024	Valentin PERRONE	1'44.307	144.4 Km/h
All Time Lap Record:	2024	Marco MORELLI	1'44.019	144.8 Km/h

8:35'00

8:37'34

8:45'00

8:47'43

8:49'21 -

8:50'14 Ruché MOODLEY

8:50'45 Ruché MOODLEY

8:57'04 Milan PAWELEC

8:57'07 Joel PONS

8:58'37 Joel PONS

8:59'08 Lenox PHOMMARA

9:10'03 Lenox PHOMMARA

9:11'37 Evan BELFORD

9:11'58 Lenox PHOMMARA

9:12'24 Evan BELFORD

SIGHTING LAP START

All bikes on grid

WARM UP LAP START

RACE START

No jump starts

crashed out - Rider OK

re-joined race

stopped with technical issue

long lap penalty due to shortcut at T4

long lap penalty - COMPLETED

track limits warning

long lap penalty due to exceeding track limit

long lap penalty due to shortcut at T4

crashed out - Rider OK

long lap penalty - COMPLETED

The results are provisional until the end of the limit for protest and appeals.


Time limit for protest expires 60' after publication of the results - Time:

DORNA DATA PROCESSING TIMING SERVICE DORNA DATA PROCESSING TIMING SERVICE DORNA DATA PROCESSING TIMING SERVICE DORNA DATA PROCESSING TIMING SERVICE DORNA DATA PROCESSING TIMING SERVICE DORNA DATA PROCESSING TIMING SERVICE DORNA DATA PROCESSING TIMING SERVICE DORNA DATA PROCESSING

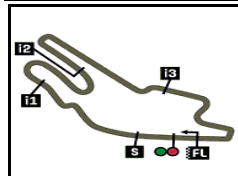
Le Mans, Sunday, May 12, 2024



Le Mans

Results and timing service provided by 

RookiesCup



4185 m.

MICHELIN® GRAND PRIX DE FRANCE

Race Nr.2

Top Speed & Average




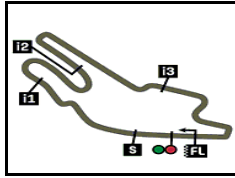
Rider	Nation	Motorcycle	Top 5 speeds					Average	Top
54 Veda PRATAMA	INA	KTM	214.9	214.9	213.0	212.1	212.1	213.4	214.9
31 Giulio PUGLIESE	ITA	KTM	214.4	213.9	213.5	213.0	213.0	213.6	214.4
73 Valentín PERRONE	ARG	KTM	214.4	213.9	213.5	213.0	213.0	213.6	214.4
27 Rico SALMELA	FIN	KTM	213.9	213.5	213.5	212.1	209.0	212.4	213.9
83 Alvaro CARPE	SPA	KTM	213.9	213.5	213.0	213.0	213.0	213.3	213.9
28 Máximo QUILES	SPA	KTM	213.5	211.2	210.8	210.8	209.9	211.2	213.5
50 Carter THOMPSON	AUS	KTM	213.0	211.7	211.2	210.8	210.8	211.5	213.0
45 Kgotso MONONYANE	RSA	KTM	212.6	210.3	209.4	209.0	206.8	209.6	212.6
51 Brian URIARTE	SPA	KTM	212.6	212.1	211.7	211.2	210.8	211.4	212.6
70 Kristian DANIEL	USA	KTM	212.6	210.3	210.3	209.4	209.0	210.1	212.6
5 Leo RAMMERSTORFER	AUT	KTM	212.1	210.3	209.4	209.0	209.0	210.0	212.1
56 Kevin FARKAS	HUN	KTM	212.1	211.2	210.8	210.3	209.9	210.6	212.1
13 Hakim DANISH	MAL	KTM	211.7	211.7	209.4	208.6	208.6	210.0	211.7
95 Marco MORELLI	ARG	KTM	211.7	210.3	209.4	208.6	208.6	209.7	211.7
16 Joel PONS	SPA	KTM	211.2	210.3	209.0	206.4	205.6	208.5	211.2
57 Leonardo ZANNI	ITA	KTM	211.2	211.2	211.2	210.3	210.3	210.8	211.2
4 Sullivan MOUNSEY	GBR	KTM	210.3	209.4	209.0	208.6	208.6	209.2	210.3
11 Ruché MOODLEY	RSA	KTM	210.3	204.7	204.7	204.3	204.3	205.7	210.3
20 Jakkreephat PHUETTISAN	THA	KTM	210.3	209.9	209.0	209.0	209.0	209.4	210.3
24 Guillem PLANQUES	FRA	KTM	209.4	209.0	208.6	208.6	207.7	208.7	209.4
47 Dodo BOGGIO	ITA	KTM	209.0	208.6	207.7	207.7	207.7	208.1	209.0
48 Lenox PHOMMARA	SWI	KTM	208.6	206.8	206.0	205.6	205.6	206.5	208.6
7 Rocco SESSLER	GER	KTM	208.1	206.8	206.4	206.0	205.6	206.6	208.1
52 Evan BELFORD	GBR	KTM	208.1	208.1	207.3	206.0	205.6	206.8	208.1
44 Milan PAWELEC	POL	KTM	199.0	197.4	195.5	184.6	163.4	188.0	199.0

DORNA DATA PROCESSING TIMING SERVICE DORNA DATA PROCESSING TIMING SERVICE DORNA DATA PROCESSING TIMING SERVICE DORNA DATA PROCESSING TIMING SERVICE DORNA DATA PROCESSING TIMING SERVICE DORNA DATA PROCESSING TIMING SERVICE DORNA DATA PROCESSING
TIMING SERVICE DORNA DATA PROCESSING TIMING SERVICE DORNA DATA PROCESSING TIMING SERVICE DORNA DATA PROCESSING TIMING SERVICE DORNA DATA PROCCEESS




Le Mans, Sunday, May 12, 2024

Le Mans

Results and timing service provided by **RookiesCup**

4185 m.

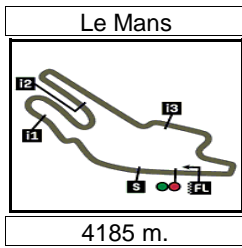
MICHELIN® GRAND PRIX DE FRANCE**Race Nr.2****Fastest Laps Sequence**

Lap	Race Time	 Rider	Nation	Motorcycle	Time	Km/h	Riders's Lap
2	3'36.059	13 Hakim DANISH	MAL	KTM	1'45.864	142.3	2
2	3'36.540	51 Brian URIARTE	SPA	KTM	1'45.710	142.5	2
2	3'36.893	28 Máximo QUILES	SPA	KTM	1'45.442	142.8	2
3	5'23.022	95 Marco MORELLI	ARG	KTM	1'45.314	143.0	3
4	7'07.658	51 Brian URIARTE	SPA	KTM	1'45.193	143.2	4
5	8'54.691	54 Veda PRATAMA	INA	KTM	1'45.106	143.3	5
7	12'24.140	73 Valentin PERRONE	ARG	KTM	1'45.102	143.3	7
7	12'25.059	54 Veda PRATAMA	INA	KTM	1'45.033	143.4	7
8	14'08.886	73 Valentin PERRONE	ARG	KTM	1'44.746	143.8	8
8	14'09.246	28 Máximo QUILES	SPA	KTM	1'44.682	143.9	8
8	14'09.722	54 Veda PRATAMA	INA	KTM	1'44.663	143.9	8
9	15'55.087	57 Leonardo ZANNI	ITA	KTM	1'44.629	143.9	9
10	17'39.052	51 Brian URIARTE	SPA	KTM	1'44.563	144.0	10
12	21'08.036	28 Máximo QUILES	SPA	KTM	1'44.348	144.3	12
13	22'53.104	83 Alvaro CARPE	SPA	KTM	1'44.242	144.5	13
14	24'36.780	28 Máximo QUILES	SPA	KTM	1'44.097	144.7	14
14	24'36.905	73 Valentin PERRONE	ARG	KTM	1'44.074	144.7	14
14	24'38.127	95 Marco MORELLI	ARG	KTM	1'44.019	144.8	14

DORNA DATA PROCESSING TIMING SERVICE DORNA DATA PROCESSING TIMING SERVICE DORNA DATA PROCESSING TIMING SERVICE DORNA DATA PROCESSING TIMING SERVICE DORNA DATA PROCESSING TIMING SERVICE DORNA DATA PROCESSING TIMING SERVICE DORNA DATA PROCESSING TIMING SERVICE DORNA DATA PROCESSING TIMING SERVICE DORNA DATA PROCESSING TIMING SERVICE DORNA DATA PROCCESSS



Le Mans, Sunday, May 12, 2024



MICHELIN® GRAND PRIX DE FRANCE Race Nr.2 Chronological Analysis of Performances

* Lap / Sector time cancelled T1 Time from finish line to 1st intermediate T3 Time from 2nd intermed. to 3rd intermed.
 P Crossing the finish line in pit lane T2 Time from 1st intermed. to 2nd intermed. T4 Time from 3rd intermediate to finish line

Lap	Lap Time	T1	T2	T3	T4	Speed	Lap	Lap Time	T1	T2	T3	T4	Speed							
1st 51 Brian URIARTE Red Bull Rookies - Sp SPA Runs=1 Total laps=15 Full laps=14 Valid laps=14							9	1'45.041	25.158	23.220	29.881	26.782	206.8	10	1'44.878	25.120	23.032	29.839	26.887	208.6
1	1'50.830	29.668	23.427	30.237	27.498	164.8	11	1'44.656	25.258	23.068	29.744	26.586	208.1							
2	1'45.710	25.295	23.139	30.243	27.033	206.0	12	1'44.604	25.242	22.922	29.714	26.726	204.3							
3	1'45.925	25.391	23.272	30.220	27.042	207.3	13	1'44.364	25.015	23.073	29.762	26.514	208.6							
4	1'45.193	25.140	23.216	29.981	26.856	212.6	14	1'44.513	25.283	22.965	29.743	26.522	205.1							
5	1'45.506	24.961	23.110	30.292	27.143	210.3	15	1'44.744	25.077	22.894	29.812	26.961	211.7							
6	1'45.560	25.179	23.185	30.377	26.819	210.8	4th 73 Valentin PERRONE Red Bull Rookies - Ar ARG Runs=1 Total laps=15 Full laps=14 Valid laps=14													
7	1'45.269	25.115	23.127	30.123	26.904	209.0	1	1'50.093	29.459	23.265	30.256	27.113	164.2							
8	1'45.409	25.042	23.266	29.955	27.146	209.0	2	1'46.659	25.816	23.262	30.451	27.130	203.5							
9	1'45.087	25.180	23.115	29.857	26.935	211.7	3	1'45.443	25.188	23.135	30.073	27.047	210.8							
10	1'44.563	25.138	22.981	29.658	26.786	210.8	4	1'45.357	24.978	23.218	30.169	26.992	213.0							
11	1'44.795	25.235	23.142	29.743	26.675	209.9	5	1'45.374	25.183	23.153	30.053	26.985	207.3							
12	1'44.406	25.062	22.910	29.699	26.735	210.3	6	1'46.112	25.417	23.418	30.222	27.055	206.8							
13	1'44.708	25.214	23.156	29.705	26.633	210.8	7	1'45.102	24.936	23.131	30.086	26.949	214.4							
14	1'44.314	24.969	22.872	29.769	26.704	211.2	8	1'44.746	24.997	23.085	29.843	26.821	212.1							
15	1'44.165	24.918	22.948	29.476	26.823	212.1	9	1'45.039	25.161	23.237	29.850	26.791	205.6							
2nd 28 Máximo QUILES Red Bull Rookies - Sp SPA Runs=1 Total laps=15 Full laps=14 Valid laps=13							10	1'45.317	25.451	23.069	29.738	27.059	206.8							
1	1'51.451	30.349	23.775	30.249	27.078	157.2	11	1'44.753	25.135	23.167	29.764	26.687	211.7							
2	1'45.442	25.353	22.980	30.085	27.024	206.4	12	1'44.428	24.999	22.958	29.696	26.775	213.0							
3	1'45.795	25.201	23.235	29.969	27.390	210.8	13	1'44.408	25.142	22.949	29.703	26.614	213.9							
4	1'45.523	25.531	23.177	29.910	26.905	210.8	14	1'44.074	25.035	22.801	29.712	26.526	213.5							
5	1'45.333	25.382	23.062	29.830	27.059	213.5	15	1'44.883	25.142	23.025	29.655	27.061	210.8							
6	1'45.722	25.115	23.151	30.229	27.227	211.2	5th 83 Alvaro CARPE Red Bull Rookies - Sp SPA Runs=1 Total laps=15 Full laps=14 Valid laps=14													
7	1'45.298	25.047	23.083	29.889	27.279	209.0	1	1'50.320	29.460	23.407	30.310	27.143	159.0							
8	1'44.682	25.050	23.046	29.729	26.857	209.0	2	1'45.925	25.354	23.279	30.341	26.951	210.3							
9	1'44.957	25.201	23.044	29.848	26.864	208.6	3	1'45.697	25.371	23.169	30.105	27.052	205.6							
10	1'44.562 *	25.17*	22.983	29.700	26.704	207.7	4	1'46.135	25.488	23.399	30.180	27.068	205.1							
11	1'44.923	25.377	23.166	29.731	26.649	203.9	5	1'45.309	25.320	23.031	29.959	26.999	213.5							
12	1'44.348	24.937	22.996	29.715	26.700	208.6	6	1'45.509	25.328	23.196	30.222	26.763	213.0							
13	1'44.647	25.221	23.049	29.769	26.608	205.1	7	1'45.589	25.182	23.129	30.130	27.148	210.8							
14	1'44.097	24.924	22.918	29.712	26.543	209.9	8	1'45.006	25.230	23.027	29.820	26.929	207.3							
15	1'44.708	25.205	22.835	29.686	26.982	205.1	9	1'45.277	25.112	23.238	29.924	27.003	213.0							
3rd 13 Hakim DANISH Red Bull Rookies - Ma MAL Runs=1 Total laps=15 Full laps=14 Valid laps=14							10	1'44.982	25.153	23.144	29.760	26.925	211.2							
1	1'50.195	29.136	23.480	30.470	27.109	160.8	11	1'44.665	25.107	23.056	29.819	26.683	211.2							
2	1'45.864	25.388	23.380	30.219	26.877	206.8	12	1'44.448	25.004	23.118	29.750	26.576	213.0							
3	1'45.971	25.425	23.272	30.246	27.028	202.2	13	1'44.242	25.012	22.865	29.750	26.615	209.0							
4	1'45.759	25.238	23.257	30.114	27.150	207.7	14	1'44.275	24.924	22.879	29.762	26.710	212.1							
5	1'45.223	25.016	23.219	30.061	26.927	211.7	15	1'44.678	24.908	23.022	29.747	27.001	213.9							
6	1'45.368	25.243	23.249	30.131	26.745	209.4	Fastest Lap: Marco MORELLI Red Bull Rookies - Ar ARG 1'44.019 24.966 22.898 29.704 26.451													
7	1'45.106	25.271	23.140	30.084	26.611	204.3														
8	1'45.482	25.470	23.168	30.032	26.812	203.5														

DORNA DATA PROCESSING TIMING SERVICE DORNA DATA PROCESSING TIMING SERVICE DORNA DATA PROCESSING TIMING SERVICE DORNA DATA PROCESSING TIMING SERVICE DORNA DATA PROCESSING TIMING SERVICE DORNA DATA PROCESSING TIMING SERVICE DORNA DATA PROCESSING TIMING SERVICE DORNA DATA PROCESSING TIMING SERVICE DORNA DATA PROCCESSS



Race Nr.2

RookiesCup

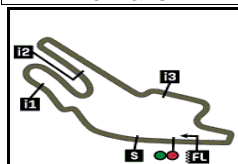
Lap	Lap Time	T1	T2	T3	T4	Speed	Lap	Lap Time	T1	T2	T3	T4	Speed
11	1'46.584	25.309	23.539	30.460	27.276	206.8							
12	1'45.987	25.469	23.344	30.136	27.038	203.0							
13	1'46.584 *	25.49*	23.341	30.397*	27.352	203.5							
	unfinished	25.567	23.529			203.5							

25th 44 Milan PAWELEC Red Bull Rookies - Pol POL
 Runs=1 Total laps=4 Full laps=3 Valid laps=3

1	1'54.157	31.479	24.213	30.782	27.683	163.4
2	1'48.341	26.130	23.699	30.960	27.552	199.0
3	1'48.757	26.356	23.727	31.147	27.527	197.4
4	1'49.757	26.374	23.968	31.531	27.884	195.5
	unfinished	29.477	31.192			184.6

Fastest Lap: Marco MORELLI Red Bull Rookies - Ar ARG **1'44.019** 24.966 22.898 29.704 26.451

DORNA DATA PROCESSING TIMING SERVICE DORNA DATA PROCESSING TIMING SERVICE DORNA DATA PROCESSING TIMING SERVICE DORNA DATA PROCESSING TIMING SERVICE DORNA DATA PROCESSING TIMING SERVICE DORNA DATA PROCESSING TIMING SERVICE DORNA DATA PROCESSING TIMING SERVICE DORNA DATA PROCESSING TIMING SERVICE DORNA DATA PROCESSING TIMING SERVICE DORNA DATA PROCCESSSS



MICHELIN® GRAND PRIX DE FRANCE

Official Starting Grid

4185 m.

Race : 15 laps = 62.775 km

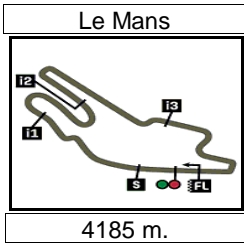


1	1 1'44.230 28 Máximo QUILES KTM	2 1'44.258 27 Rico SALMELA KTM	3 1'44.475 83 Alvaro CARPE KTM
2	4 1'44.604 13 Hakim DANISH KTM	5 1'44.640 95 Marco MORELLI KTM	6 1'44.926 11 Ruché MOODLEY KTM
3	7 1'44.979 73 Valentin PERRONE KTM	8 1'44.987 31 Giulio PUGLIESE KTM	9 1'44.999 50 Carter THOMPSON KTM
4	10 1'45.196 51 Brian URIARTE KTM	11 1'45.347 54 Veda PRATAMA KTM	12 1'45.617 47 Dodo BOGGIO KTM
5	13 1'45.688 70 Kristian DANIEL KTM	14 1'45.799 56 Kevin FARKAS KTM	15 1'45.799 16 Joel PONS KTM
6	16 1'45.967 57 Leonardo ZANNI KTM	17 1'46.026 24 Guillem PLANQUES KTM	18 1'46.036 5 Leo RAMMERSTORFER KTM
7	19 1'46.305 20 Jakkreephat PHUETTISAN KTM	20 1'46.325 7 Rocco SESSLER KTM	21 1'46.414 44 Milan PAWELEC KTM
8	22 1'46.635 48 Lenox PHOMMARA KTM	23 1'46.975 45 Kgotso MONONYANE KTM	24 1'47.065 4 Sullivan MOUNSEY KTM

The results are provisional until the end of the limit for protest and appeals and until the ratification of the Event Management Committee.

Time limit for protest expires 60' at the latest after publication of the results - Time:

DORNA DATA PROCESSING TIMING SERVICE DORNA DATA PROCESSING TIMING SERVICE DORNA DATA PROCESSING TIMING SERVICE DORNA DATA PROCESSING TIMING SERVICE DORNA DATA PROCESSING TIMING SERVICE DORNA DATA PROCESSING TIMING SERVICE DORNA DATA PROCESSING TIMING SERVICE DORNA DATA PROCESSING TIMING SERVICE DORNA DATA PROCCEESSS



Results and timing service provided by **TISSOT**

Revised
RookiesCup

MICHELIN® GRAND PRIX DE FRANCE
Official Starting Grid

Race : 15 laps = 62.775 km

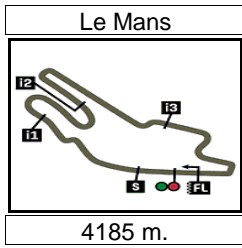
9

25
1'47.429
52 Evan BELFORD
KTM

The results are provisional until the end of the limit for protest and appeals and until the ratification of the Event Management Committee.

Time limit for protest expires 60' at the latest after publication of the results - Time:

DORNA DATA PROCESSING TIMING SERVICE DORNA DATA PROCESSING TIMING SERVICE DORNA DATA PROCESSING TIMING SERVICE DORNA DATA PROCESSING TIMING SERVICE DORNA DATA PROCESSING TIMING SERVICE DORNA DATA PROCESSING TIMING SERVICE DORNA DATA PROCESSING TIMING SERVICE DORNA DATA PROCESSING TIMING SERVICE DORNA DATA PROCESSING TIMING SERVICE DORNA DATA PROCESSING TIMING SERVICE DORNA DATA PROCCEESSS



Results and timing service provided by TISSOT

RookiesCup

MICHELIN® GRAND PRIX DE FRANCE

Race Nr.2

Lap Chart

Pos	1	2	3	4	5	6	7	8	9	10	11	12	13	14	15	16	17	18	19	20	21	22	23	24	25
Grid	28	27	83	13	95	11	73	31	50	(51)	54	47	70	56	16	57	24	5	20	7	44	48	45	4	52



1	73	13	83	27	(51)	31	50	28	70	95	11	56	54	57	47	5	24	20	7	48	44	4	16	45	52
2	13	83	27	(51)	73	28	31	70	95	50	54	57	56	47	5	24	48	7	20	16	4	44	45	52	11
3	83	13	73	27	(51)	28	31	95	70	50	54	57	47	56	5	24	48	7	20	16	4	45	52	44	11
4	73	(51)	13	27	83	28	31	95	70	54	57	50	47	56	24	5	48	7	20	16	4	45	52	44	11
5	73	13	(51)	27	83	28	31	95	54	70	57	50	47	56	5	24	48	7	20	16	4	45	52	11	
6	13	27	(51)	83	73	28	95	31	54	70	57	50	47	56	5	24	48	7	20	45	4	52	16	11	
7	13	27	(51)	73	83	28	95	54	31	70	57	50	47	56	5	24	48	7	20	45	4	52	16	11	
8	27	73	13	28	(51)	83	54	95	31	57	70	50	56	47	5	24	48	7	20	45	4	52	16	11	
9	73	13	28	27	(51)	54	83	95	57	31	70	50	56	5	47	24	7	48	20	45	4	52	16	11	
10	28	13	(51)	73	27	54	83	95	57	31	50	70	47	5	56	24	7	48	20	4	45	52	16	11	
L a P S 11	13	28	(51)	73	54	83	57	31	95	27	50	70	5	47	56	24	48	7	20	4	45	52	16	11	
12	28	13	(51)	73	83	54	57	95	31	50	70	27	5	47	56	24	48	7	20	4	45	52	16	11	
13	13	28	73	(51)	83	54	95	31	57	50	70	27	5	47	56	24	48	7	20	45	4	52	16	11	
14	28	73	13	(51)	83	95	54	31	57	70	50	5	47	56	24	27	7	20	45	4	52	16	11		
15	(51)	28	13	73	83	95	54	57	31	70	50	56	47	24	5	20	45	7	4	27	52	16	11		

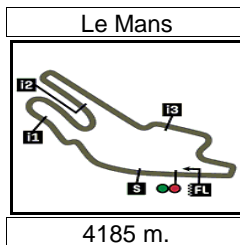
○ Winner

□ Lapped rider

DORNA DATA PROCESSING TIMING SERVICE DORNA DATA PROCESSING TIMING SERVICE DORNA DATA PROCESSING TIMING SERVICE DORNA DATA PROCESSING TIMING SERVICE DORNA DATA PROCESSING TIMING SERVICE DORNA DATA PROCESSING TIMING SERVICE DORNA DATA PROCESSING TIMING SERVICE DORNA DATA PROCCESSSS



Le Mans, Sunday, May 12, 2024




Results and timing service provided by **TISSOT**

RookiesCup

MICHELIN® GRAND PRIX DE FRANCE

Race Nr.2

Fastest Lap of Each Rider

	Rider	Nation	Team	Motorcycle	Time	Lap	Total	Gap
1	95 Marco MORELLI	ARG	Red Bull Rookies - Argentina	KTM	1'44.019	14	15	
2	73 Valentin PERRONE	ARG	Red Bull Rookies - Argentina	KTM	1'44.074	14	15	0.055 0.055
3	28 Máximo QUILES	SPA	Red Bull Rookies - Spain	KTM	1'44.097	14	15	0.078 0.023
4	51 Brian URIARTE	SPA	Red Bull Rookies - Spain	KTM	1'44.165	15	15	0.146 0.068
5	83 Alvaro CARPE	SPA	Red Bull Rookies - Spain	KTM	1'44.242	13	15	0.223 0.077
6	57 Leonardo ZANNI	ITA	Red Bull Rookies - Italy	KTM	1'44.302	14	15	0.283 0.060
7	13 Hakim DANISH	MAL	Red Bull Rookies - Malaysia	KTM	1'44.364	13	15	0.345 0.062
8	31 Giulio PUGLIESE	ITA	Red Bull Rookies - Italy	KTM	1'44.367	14	15	0.348 0.003
9	54 Veda PRATAMA	INA	Red Bull Rookies - Indonesia	KTM	1'44.536	14	15	0.517 0.169
10	50 Carter THOMPSON	AUS	Red Bull Rookies - Australia	KTM	1'44.876	10	15	0.857 0.340
11	70 Kristian DANIEL	USA	Red Bull Rookies - United States	KTM	1'45.037	9	15	1.018 0.161
12	27 Rico SALMELA	FIN	Red Bull Rookies - Finland	KTM	1'45.071	8	15	1.052 0.034
13	5 Leo RAMMERSTORFER	AUT	Red Bull Rookies - Austria	KTM	1'45.145	11	15	1.126 0.074
14	24 Guillem PLANQUES	FRA	Red Bull Rookies - France	KTM	1'45.283	7	15	1.264 0.138
15	56 Kevin FARKAS	HUN	Red Bull Rookies - Hungary	KTM	1'45.319	14	15	1.300 0.036
16	11 Ruché MOODLEY	RSA	Red Bull Rookies - South Africa	KTM	1'45.344	11	15	1.325 0.025
17	47 Dodo BOGGIO	ITA	Red Bull Rookies - Italy	KTM	1'45.370	7	15	1.351 0.026
18	52 Evan BELFORD	GBR	Red Bull Rookies - Great Britain	KTM	1'45.708	10	15	1.689 0.338
19	20 Jakkreephat PHUETTISAN	THA	Red Bull Rookies - Thailand	KTM	1'45.937	8	15	1.918 0.229
20	45 Kgopotso MONONYANE	RSA	Red Bull Rookies - South Africa	KTM	1'45.957	13	15	1.938 0.020
21	4 Sullivan MOUNSEY	GBR	Red Bull Rookies - Great Britain	KTM	1'45.984	11	15	1.965 0.027
22	48 Lenox PHOMMARA	SWI	Red Bull Rookies - Switzerland	KTM	1'45.987	12	13	1.968 0.003
23	7 Rocco SESSLER	GER	Red Bull Rookies - Germany	KTM	1'46.074	13	15	2.055 0.087
24	16 Joel PONS	SPA	Red Bull Rookies - Spain	KTM	1'46.271	14	15	2.252 0.197
25	44 Milan PAWELEC	POL	Red Bull Rookies - Poland	KTM	1'48.341	2	4	4.322 2.070

DORNA DATA PROCESSING TIMING SERVICE DORNA DATA PROCESSING TIMING SERVICE DORNA DATA PROCESSING TIMING SERVICE DORNA DATA PROCESSING TIMING SERVICE DORNA DATA PROCESSING TIMING SERVICE DORNA DATA PROCESSING TIMING SERVICE DORNA DATA PROCESSING TIMING SERVICE DORNA DATA PROCCEESSS

Num Lap Time Gap

31	1'44.899	1.850	28	1'44.708	0.048
50	1'45.045	2.726	13	1'44.744	0.328
70	1'45.122	3.336	73	1'44.883	0.348
27	1'46.546	3.973	83	1'44.678	0.617
5	1'45.686	7.651	95	1'45.461	2.148
47	1'45.531	7.764	54	1'45.231	2.159
56	1'45.483	7.925	57	1'44.734	2.309
24	1'45.403	8.023	31	1'45.151	2.620
48	1'45.987	17.596	70	1'46.049	6.803
7	1'46.471	18.372	50	1'46.052	6.917
20	1'46.464	18.536	56	1'45.548	11.100
4	1'45.994	18.680	47	1'45.960	11.368
45	1'46.228	19.227	24	1'45.591	11.490
52	1'46.227	21.387	5	1'46.260	11.644
16	1'46.482	26.216	20	1'46.716	24.372
11	1'46.095	56.540	45	1'46.654	24.468

Lap 13

13	1'44.364		27	1'59.250	28.084
28	1'44.647	0.172	52	1'47.395	32.653
73	1'44.408	0.320	16	1'46.654	33.264
51	1'44.708	0.450	11	1'45.920	1'01.639
83	1'44.242	0.593			
54	1'44.596	1.321			
95	1'44.457	1.597			
31	1'44.656	2.031			
57	1'45.189	2.202			
50	1'45.630	3.881			
70	1'45.311	4.172			
27	1'48.561	8.059			
5	1'45.503	8.679			
47	1'45.537	8.826			
56	1'45.712	9.162			
24	1'45.820	9.368			
48	1'46.584	19.705			
7	1'46.074	19.971			
20	1'46.209	20.270			
45	1'45.957	20.709			
4	1'46.810	21.015			
52	1'46.599	23.511			
16	1'47.527	29.268			
11	1'46.256	58.321			

Lap 14

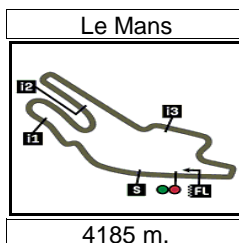
28	1'44.097				
73	1'44.074	0.125			
13	1'44.513	0.244			
51	1'44.314	0.495			
83	1'44.275	0.599			
95	1'44.019	1.347			
54	1'44.536	1.588			
31	1'44.367	2.129			
57	1'44.302	2.235			
70	1'45.511	5.414			
50	1'45.913	5.525			
5	1'45.634	10.044			
47	1'45.511	10.068			
56	1'45.319	10.212			
24	1'45.460	10.559			
27	1'49.704	13.494			
7	1'46.301	22.003			
20	1'46.315	22.316			
45	1'46.034	22.474			
4	1'46.027	22.773			
52	1'50.676	29.918			
16	1'46.271	31.270			
11	1'46.327	1'00.379			

Lap 15

51 1'44.165

Lapped rider

DORNA DATA PROCESSING TIMING SERVICE DORNA DATA PROCESSING TIMING SERVICE DORNA DATA PROCESSING TIMING SERVICE DORNA DATA PROCESSING TIMING SERVICE DORNA DATA PROCESSING TIMING SERVICE DORNA DATA PROCESSING TIMING SERVICE DORNA DATA PROCESSING TIMING SERVICE DORNA DATA PROCCESSS



Results and timing service provided by TISSOT

RookiesCup

MICHELIN® GRAND PRIX DE FRANCE

After the Race Nr.2

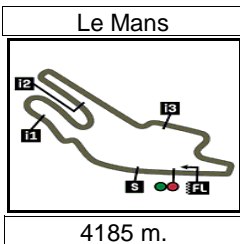
Event Best Maximum Speed



Rider	Nation Team	Motorcycle	Km/h
54 Veda PRATAMA	INA Red Bull Rookies - Indonesia	KTM	214.9 Race Nr.2
73 Valentin PERRONE	ARG Red Bull Rookies - Argentina	KTM	214.4 Race Nr.2
31 Giulio PUGLIESE	ITA Red Bull Rookies - Italy	KTM	214.4 Race Nr.2
83 Alvaro CARPE	SPA Red Bull Rookies - Spain	KTM	213.9 Race Nr.2
27 Rico SALMELA	FIN Red Bull Rookies - Finland	KTM	213.9 Race Nr.2
28 Máximo QUILES	SPA Red Bull Rookies - Spain	KTM	213.5 Race Nr.2
50 Carter THOMPSON	AUS Red Bull Rookies - Australia	KTM	213.0 Race Nr.2
45 Kgotso MONONYANE	RSA Red Bull Rookies - South Africa	KTM	212.6 Race Nr.2
51 Brian URIARTE	SPA Red Bull Rookies - Spain	KTM	212.6 Race Nr.2
70 Kristian DANIEL	USA Red Bull Rookies - United States	KTM	212.6 Race Nr.2
5 Leo RAMMERSTORFER	AUT Red Bull Rookies - Austria	KTM	212.1 Race Nr.2
56 Kevin FARKAS	HUN Red Bull Rookies - Hungary	KTM	212.1 Race Nr.2
13 Hakim DANISH	MAL Red Bull Rookies - Malaysia	KTM	211.7 Race Nr.2
95 Marco MORELLI	ARG Red Bull Rookies - Argentina	KTM	211.7 Race Nr.2
16 Joel PONS	SPA Red Bull Rookies - Spain	KTM	211.2 Race Nr.2
57 Leonardo ZANNI	ITA Red Bull Rookies - Italy	KTM	211.2 Race Nr.2
20 Jakkrephat PHUETTISAN	THA Red Bull Rookies - Thailand	KTM	210.3 Race Nr.2
11 Ruché MOODLEY	RSA Red Bull Rookies - South Africa	KTM	210.3 Race Nr.2
4 Sullivan MOUNSEY	GBR Red Bull Rookies - Great Britain	KTM	210.3 Race Nr.2
24 Guillem PLANQUES	FRA Red Bull Rookies - France	KTM	209.4 Race Nr.2
47 Dodo BOGGIO	ITA Red Bull Rookies - Italy	KTM	209.0 Race Nr.2
48 Lenox PHOMMARA	SWI Red Bull Rookies - Switzerland	KTM	208.6 Race Nr.2
52 Evan BELFORD	GBR Red Bull Rookies - Great Britain	KTM	208.1 Race Nr.2
7 Rocco SESSLER	GER Red Bull Rookies - Germany	KTM	208.1 Race Nr.2
44 Milan PAWELEC	POL Red Bull Rookies - Poland	KTM	199.0 Race Nr.2

DORNA DATA PROCESSING TIMING SERVICE DORNA DATA PROCESSING TIMING SERVICE DORNA DATA PROCESSING TIMING SERVICE DORNA DATA PROCESSING TIMING SERVICE DORNA DATA PROCESSING TIMING SERVICE DORNA DATA PROCESSING TIMING SERVICE DORNA DATA PROCESSING TIMING SERVICE DORNA DATA PROCESSING TIMING SERVICE DORNA DATA PROCESSING TIMING SERVICE DORNA DATA PROCCESSSS





Results and timing service provided by **TISSOT**
 After the **MICHELIN® GRAND PRIX DE FRANCE**

Rookies Cup

2024 Riders Performance

(Qualifying Position - Starting Position - Race Position)

Rider	Points	SPA	SPA	FRA	FRA	ITA	ITA		AUT		ARA		ARA		RSM						
1 QUILES Máximo	74	1	1	1	1																
		1-3	1-4	1-1	1-2	-	-	-	-	-	-	-	-	-	-	-	-	-	-	-	-
2 CARPE Alvaro	65	6	6	3	3																
		6-4	6-1	9-3	3-5	-	-	-	-	-	-	-	-	-	-	-	-	-	-	-	-
3 URIARTE Brian	62	2	2	10	10																
		2-6	2-3	10-5	10-1	-	-	-	-	-	-	-	-	-	-	-	-	-	-	-	-
4 PERRONE Valentin	55	10	10	7	7																
		10-2	10-7	6-4	7-4	-	-	-	-	-	-	-	-	-	-	-	-	-	-	-	-
5 DANISH Hakim	53	3	3	4	4																
		3-9	3-2	3-6	4-3	-	-	-	-	-	-	-	-	-	-	-	-	-	-	-	-
6 MORELLI Marco	45	5	5	5	5																
		5-1	5-6	4-NL	5-6	-	-	-	-	-	-	-	-	-	-	-	-	-	-	-	-
7 SALMELA Rico	42	9	9	2	2																
		9-5	9-5	2-2	2-20	-	-	-	-	-	-	-	-	-	-	-	-	-	-	-	-
8 PUGLIESE Giulio	21	14	14	8	8																
		14-NC	14-10	7-8	8-9	-	-	-	-	-	-	-	-	-	-	-	-	-	-	-	-
9 PRATAMA Veda	20	4	4	11	11																
		4-NC	4-11	11-10	11-7	-	-	-	-	-	-	-	-	-	-	-	-	-	-	-	-
10 ZANNI Leonardo	19	12	12	16	16																
		12-NC	12-12	16-9	16-8	-	-	-	-	-	-	-	-	-	-	-	-	-	-	-	-
11 DANIEL Kristian	18	8	8	13	13																
		8-NC	8-9	13-11	13-10	-	-	-	-	-	-	-	-	-	-	-	-	-	-	-	-
12 MOODLEY Ruché	17	7	7	6	6																
		7-NC	7-8	5-7	6-23	-	-	-	-	-	-	-	-	-	-	-	-	-	-	-	-
13 PLANQUES Guillem	14	16	16	17	17																
		16-7	16-13	17-18	17-14	-	-	-	-	-	-	-	-	-	-	-	-	-	-	-	-

NC=Not classified NL=Not finished first lap NP=Not started race re-start N2=Not finished first lap race re-start EX=Excluded NS=Not Started DS=Disqualified

DORNA DATA PROCESSING TIMING SERVICE DORNA DATA PROCESSING TIMING SERVICE DORNA DATA PROCESSING TIMING SERVICE DORNA DATA PROCESSING TIMING SERVICE DORNA DATA PROCESSING TIMING SERVICE DORNA DATA PROCESSING TIMING SERVICE DORNA DATA PROCESSING TIMING SERVICE DORNA DATA PROCESSING TIMING SERVICE DORNA DATA PROCESSING TIMING SERVICE DORNA DATA PROCESSING TIMING SERVICE DORNA DATA PROCESSING TIMING SERVICE DORNA DATA PROCESSING TIMING SERVICE DORNA DATA PROCESSING TIMING SERVICE

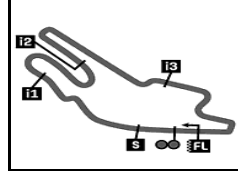



	Rider	Points	SPA	SPA	FRA	FRA	ITA	ITA		AUT		ARA		ARA		RSM						
14	THOMPSON Carter	10	13	13	9	9																
			13-NL	13-14	8-13	9-11	-	-	-	-	-	-	-	-	-	-	-	-	-	-	-	-
15	SESSLER Rocco	8	18	18	20	20																
			18-8	18-20	20-16	20-18	-	-	-	-	-	-	-	-	-	-	-	-	-	-	-	-
16	MONONYANE Kgopotso	6	21	21	23	23																
			20-10	20-NL	23-20	23-17	-	-	-	-	-	-	-	-	-	-	-	-	-	-	-	-
17	PHUETTISAN Jakkreephat	5	24	24	19	19																
			23-11	23-18	19-NC	19-16	-	-	-	-	-	-	-	-	-	-	-	-	-	-	-	-
18	RAMMERSTORFER Leo	5	11	11	18	18																
			11-NC	11-16	18-12	18-15	-	-	-	-	-	-	-	-	-	-	-	-	-	-	-	-
19	FARKAS Kevin	5	22	22	14	14																
			21-NC	21-NL	14-15	14-12	-	-	-	-	-	-	-	-	-	-	-	-	-	-	-	-
20	BOGGIO Dodo	5	17	17	12	12																
			17-NL	17-17	12-14	12-13	-	-	-	-	-	-	-	-	-	-	-	-	-	-	-	-
21	MOUNSEY Sullivan	4	19	19	24	24																
			19-12	19-19	24-21	24-19	-	-	-	-	-	-	-	-	-	-	-	-	-	-	-	-
22	PHOMMARA Lenox	4	15	15	22	22																
			15-13	15-15	22-17	22-NC	-	-	-	-	-	-	-	-	-	-	-	-	-	-	-	-
23	BELFORD Evan	2	25	25	25	25																
			24-14	24-21	25-NC	25-21	-	-	-	-	-	-	-	-	-	-	-	-	-	-	-	-
24	PONS Joel	0	23	23	15	15																
			22-NC	22-NL	15-19	15-22	-	-	-	-	-	-	-	-	-	-	-	-	-	-	-	-
25	PAWELEC Milan	0	20	20	21	21																
			-NS	-NS	21-NC	21-NC	-	-	-	-	-	-	-	-	-	-	-	-	-	-	-	-

NC=Not classified NL=Not finished first lap NP=Not started race re-start N2=Not finished first lap race re-start EX=Excluded NS=Not Started DS=Disqualified

DORNA DATA PROCESSING TIMING SERVICE DORNA DATA PROCESSING TIMING SERVICE DORNA DATA PROCESSING TIMING SERVICE DORNA DATA PROCESSING TIMING SERVICE DORNA DATA PROCESSING TIMING SERVICE DORNA DATA PROCESSING TIMING SERVICE DORNA DATA PROCESSING TIMING SERVICE DORNA DATA PROCESSING TIMING SERVICE DORNA DATA PROCESSING TIMING SERVICE DORNA DATA PROCESSING TIMING SERVICE DORNA DATA PROCESSING TIMING SERVICE DORNA DATA PROCESSING TIMING SERVICE

Le Mans

Results and timing service provided by 

4185 m.

MICHELIN® GRAND PRIX DE FRANCE

RookiesCup

Championship Classification

Rider	Nation	Points	SPA	SPA	FRA	FRA	ITA	ITA	AUT	ARA	ARA	RSM
1 QUILES Máximo	SPA	74	16	13	25	20						
2 CARPE Alvaro	SPA	65	13	25	16	11						
3 URIARTE Brian	SPA	62	10	16	11	25						
4 PERRONE Valentin	ARG	55	20	9	13	13						
5 DANISH Hakim	MAL	53	7	20	10	16						
6 MORELLI Marco	ARG	45	25	10	-	10						
7 SALMELA Rico	FIN	42	11	11	20	0						
8 PUGLIESE Giulio	ITA	21	-	6	8	7						
9 PRATAMA Veda	INA	20	-	5	6	9						
10 ZANNI Leonardo	ITA	19	-	4	7	8						
11 DANIEL Kristian	USA	18	-	7	5	6						
12 MOODLEY Ruché	RSA	17	-	8	9	0						
13 PLANQUES Guillem	FRA	14	9	3	0	2						
14 THOMPSON Carter	AUS	10	-	2	3	5						
15 SESSLER Rocco	GER	8	8	0	0	0						
16 MONONYANE Kgopotso	RSA	6	6	-	0	0						
17 PHUETTISAN Jakkreeph	THA	5	5	0	-	0						
18 RAMMERSTORFER Leo	AUT	5	-	0	4	1						
19 FARKAS Kevin	HUN	5	-	-	1	4						
20 BOGGIO Dodo	ITA	5	-	0	2	3						
21 MOUNSEY Sullivan	GBR	4	4	0	0	0						
22 PHOMMARA Lenox	SWI	4	3	1	0	-						
23 BELFORD Evan	GBR	2	2	0	-	0						
24 PONS Joel	SPA	0	-	-	0	0						

DORNA DATA PROCESSING TIMING SERVICE DORNA DATA PROCESSING TIMING SERVICE DORNA DATA PROCESSING TIMING SERVICE DORNA DATA PROCESSING TIMING SERVICE DORNA DATA PROCESSING TIMING SERVICE DORNA DATA PROCESSING TIMING SERVICE DORNA DATA PROCESSING TIMING SERVICE DORNA DATA PROCESSING
TIMING SERVICE DORNA DATA PROCESSING TIMING SERVICE DORNA DATA PROCESSING TIMING SERVICE DORNA DATA PROCESSING TIMING SERVICE DORNA DATA PROCESSING



Le Mans, Sunday, May 12, 2024