

BRIGGS

EQUIPMENT

NW200

Wednesday 8th – Saturday 11th May 2024

**promoted by
Coleraine & District Motor Club**
www.northwest200.org



MERROW
HOTEL & SPA

SUPERBIKE



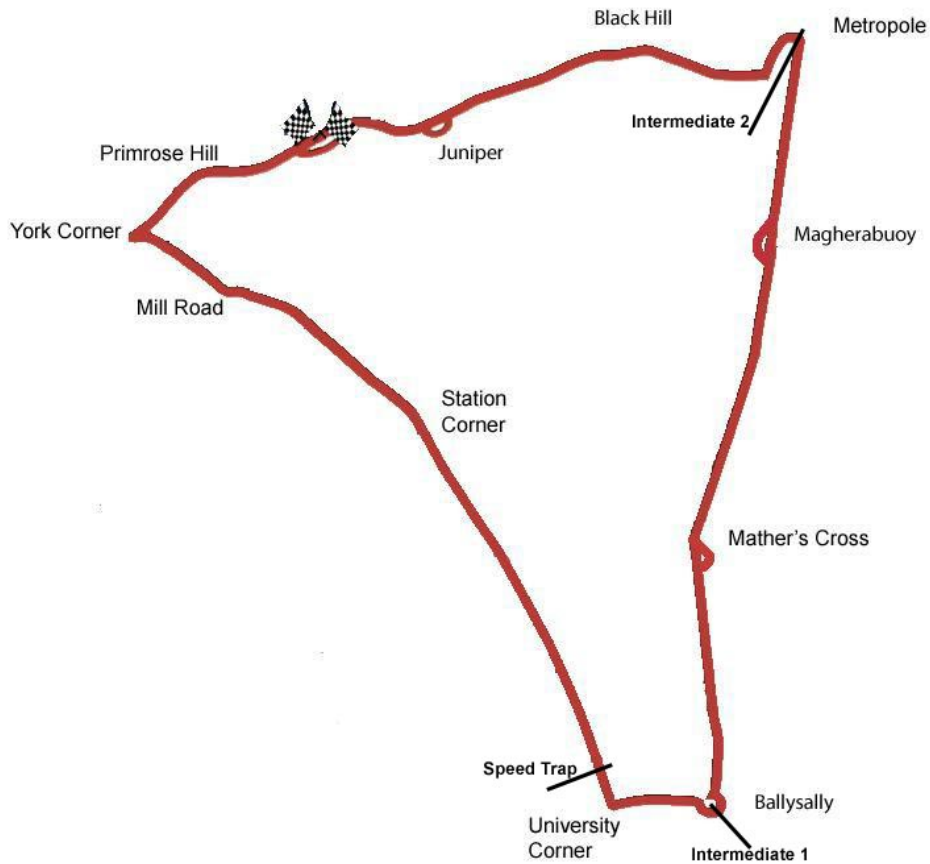
**Causeway
Coast & Glens
Borough Council**



**TOURISM
NORTHERN
IRELAND**



The Triangle Circuit 8.970 miles



MOST WINS at NORTH WEST 200 at the start of the meeting

Alastair Seeley	29	2008 - 23	(Supersport – 13, Superstock – 12, Superbike – 4)
Robert Dunlop	15	1986 - 06	(125 – 5, 250 – 4, 350 – 1, Superbike – 5)
Michael Rutter	14	1997 - 17	(Supertwin – 1, Supersport – 2, Prod'n/S'tock – 2, Superbike – 9)
Joey Dunlop	13	1979 - 88	(250 – 1, 500 – 1, Production 750 – 2, Superbike – 9)
Phillip McCallen	11	1991 - 97	(250 – 2, 400 – 1, Supersport – 4, Superbike – 4)
Bruce Anstey (NZ)	10	2002 - 14	(Supersport – 5, Production/Superstock – 4, Superbike – 1)
Tony Rutter	9	1973 - 82	(250 – 2, 350 – 5, 500 – 1, Superbike – 1)
Ian Lougher	8	1991 - 05	(125 – 5, 250 – 1, Supersport – 1, Superstock – 1)
Steve Plater	8	2006 - 09	(Supersport – 3, Superbike – 5)
Glenn Irwin	8	2017 - 23	(Superbike – 8)
Steven Cull	6	1980 - 88	(250 – 3, 350 – 1, Superbike – 2)
John McGuinness	6	2000 - 12	(250 – 1, 400 – 1, Supersport – 1, Superbike – 3)
Arthur Wheeler	5	1951 - 62	(250 – 5)
Tommy Robb	5	1959 - 65	(125 – 1, 250 – 4)
John Williams	5	1974 - 77	(350 – 1, 500 – 2, Superbike – 2)
Mick Grant	5	1975 - 82	(500 – 2, Superbike – 3)
Woolsey Coulter	5	1989 - 98	(250 – 5)
Ian Simpson	5	1995 - 98	(Supersport – 1, Production – 1, Superbike – 3)
Ryan Farquhar	5	2003 - 15	(Supertwin – 2, Supersport – 3)
Michael Dunlop	5	2008 - 16	(250 – 1, Supersport – 1, Superstock – 1, Superbike – 2)
Lee Johnston	5	2014 - 22	(Supertwin – 2, Supersport – 2, Superstock – 1)
Ernie Nott	4	1929 - 32	(500 – 4)
Jimmie Guthrie	4	1934 - 37	(500 – 4)
Bob McIntyre	4	1953 - 61	(350 – 2, 500 – 2)
Eddie Laycock	4	1986 - 90	(250 – 4)
David Jefferies	4	1999 - 02	(Supersport – 1, Superbike – 3)
William Dunlop	4	2009 - 14	(125 – 1, 250 – 1, Supersport – 1, Superbike – 1)
Richard Cooper	4	2022 - 23	(Supertwin – 4)

The Triangle Circuit 8.970 miles

LAP & RACE RECORDS & BEST SECTORS ANALYSIS (RACE & QUALIFYING) at the start of the meeting

SUPERTWIN	Name	Machine	Laps	m	s	mph	Session & Year
Lap Record	Richard Cooper	Kawasaki	4	47.065		112.490	Supertwin-2 2022
Best Qualifying Lap	Richard Cooper	Kawasaki	4	49.037		111.723	Tue Qualifying 2023
Best Sector 1	Richard Cooper	Kawasaki	2	08.368		114.042	Supertwin-2 2022
Best Sector 2	Richard Cooper	Kawasaki	1	29.495		123.976	Supertwin-2 2023
Best Sector 3	Lee Johnston	Aprilia	1	06.707		98.302	Supertwin-2 2022
Ideal Lap (sum of best sectors)			4	44.570		113.476	
Difference (Best Lap – Ideal Lap)						2.495	
Race Record	Richard Cooper	Kawasaki	4	19	08.608	112.017	Supertwin-2 2022

SUPERSPORT	Name	Machine	Laps	m	s	mph	Session & Year
Lap Record	Peter Hickman	Triumph	4	33.029		118.273	Supersport-2 2023
Best Qualifying Lap	Alastair Seeley	Yamaha	4	35.624		117.160	Thu Qualifying 2014
Best Sector 1	Richard Cooper	Yamaha	2	01.979		120.016	Supersport-1 2023
Best Sector 2	Richard Cooper	Yamaha	1	25.063		130.435	Supersport-2 2023
Best Sector 3	Peter Hickman	Triumph	1	03.777		102.818	Supersport-2 2023
Ideal Lap (sum of best sectors)			4	30.819		119.238	
Difference (Best Lap – Ideal Lap)						2.210	
Race Record	Lee Johnston	Yamaha	6	27	31.644	117.003	Supersport-2 2022

SUPERSTOCK	Name	Machine	Laps	m	s	mph	Session & Year
Lap Record	Alastair Seeley	BMW	4	19.407		124.484	Superstock-2 2023
Best Qualifying Lap	Alastair Seeley	BMW	4	21.769		123.361	Tue Qualifying 2023
Best Sector 1	Alastair Seeley	BMW	1	55.789		126.432	Superstock-1 2023
Best Sector 2	Alastair Seeley	BMW	1	19.530		139.510	Superstock-2 2023
Best Sector 3	Peter Hickman	BMW	1	02.373		105.132	Superstock-1 2019
Ideal Lap (sum of best sectors)			4	17.692		125.312	
Difference (Best Lap – Ideal Lap)						1.715	
Race Record	Alastair Seeley	BMW	5	21	39.554	123.855	Superstock-1 2023

SUPERBIKE	Name	Machine	Laps	m	s	mph	Session & Year
Lap Record	Peter Hickman	BMW	4	18.753		124.799	Superbike-1 2022
Best Qualifying Lap	Glenn Irwin	Honda	4	20.205		124.102	Thu Qualifying 2022
Best Sector 1	Peter Hickman	BMW	1	55.572		126.669	Superbike-1 2022
Best Sector 2	Alastair Seeley	BMW	1	18.990		140.463	Superbike-2 2023
Best Sector 3	Glenn Irwin	Honda	1	01.941		105.865	Superbike-2 2022
Ideal Lap (sum of best sectors)			4	16.503		125.893	
Difference (Best Lap – Ideal Lap)						2.250	
Race Record	Glenn Irwin	Honda	6	25	59.274	123.935	Superbike-1 2022

Sector	Description	Distance
Sector 1	Finish to Ballysally Roundabout	4.0665 miles
Sector 2	Ballysally Roundabout to Metropole	3.0820 miles
Sector 3	Metropole to Finish	1.8215 miles

FASTEST SPEED TRAP SPEEDS

Class	Name	Machine	mph	Session & Year
Superbike	Josh Brookes	BMW	212.4	2023 Thu Qualifying
Superbike	Bruce Anstey	Honda	209.8	2016 Superbike-1
Superbike	Alastair Seeley	BMW	209.1	2023 Thu Qualifying
Superbike	Martin Jessopp	Ducati	208	2012 Tue Qualifying
Superbike	Ian Hutchinson	BMW	207.8	2022 Superbike-2
Superbike	Peter Hickman	BMW	207.8	2023 Thu Qualifying
Superstock	Michael Dunlop	Honda	206.5	2023 Superstock-1
Supersport	Richard Cooper	Yamaha	187.0	2023 Supersport-1
Supertwin	Richard Cooper	Kawasaki	170.5	2023 Tue Qualifying

BRIGGS EQUIPMENT NORTH WEST 2000

SUPERBIKE

Q1: First Qualifying

Wednesday, 08 May 2024



NW2000


Pos	Class	No	Name	Machine / Sponsor	Qualifying Time		Qualifying Speed		Total Laps	Qualifying Laps
					5:09.941	104.187	Best Lap	Speed		
					Time	Behind	Speed	On		
Qualifying Classification										
1	SBK	1	Glenn IRWIN	Ducati - Hager PBM Ducati	4:18.553		124.895	11	11	9
2	SBK	74	Davey TODD	BMW - Milwaukee BMW	4:19.910	1.357	124.243	9	12	11
3	SBK	6	Michael DUNLOP	Honda - MasteMac Honda by Hawk Racing	4:22.814	4.261	122.870	7	9	5
4	SBK	60	Peter HICKMAN	BMW - PHR Performance	4:25.023	6.470	121.846	8	9	7
5	SBK	5	Dean HARRISON	Honda - Honda Racing UK	4:25.219	6.666	121.756	10	12	10
6	SBK	8	Ian HUTCHINSON	Honda - Milenco by Padgett's Motorcycles	4:29.182	10.629	119.963	9	9	8
7	SBK	2	John McGUINNESS	Honda - Honda Racing UK	4:29.706	11.153	119.730	7	9	8
8	SBK	37	James HILLIER	Honda - WTF Racing	4:32.014	13.461	118.714	7	9	8
9	SBK	38	Erno KOSTAMO	BMW - 38 Motorsport ny Penz13	4:32.482	13.929	118.511	8	9	7
10	SBK	24	Conor CUMMINS	Honda - Milenco by Padgett's Motorcycles	4:32.924	14.371	118.319	8	8	6
11	SBK	22	Paul JORDAN	Honda - Jackson Racing by Prosper2 BMW	4:33.970	15.417	117.867	4	10	9
12	SBK	96	Dom HERBERTSON	- Burrows by RK Racing	4:34.977	16.424	117.435	3	7	5
13	SBK	156	Adam McLEAN	Kawasaki - JMCC Roofing Racing	4:35.503	16.950	117.211	6	7	6
14	SBK	65	Michael SWEENEY	BMW - MJR Racing	4:35.728	17.175	117.115	4	5	4
15	SBK	23	David JOHNSON	Kawasaki - Platinum Club Racing Kawasaki	4:36.802	18.249	116.661	8	8	5
16	SBK	7	Sam WEST	BMW - Moto-Hub.co.uk	4:37.136	18.583	116.520	11	12	9
17	SBK	9	Craig NEVE	Honda - Bathams Racing	4:37.433	18.880	116.396	9	10	7
18	SBK	4	Michael RUTTER	BMW - Bathams Racing	4:38.617	20.064	115.901	2	5	3
19	SBK	20	Michael EVANS	Suzuki - Michael Evans Racing	4:38.941	20.388	115.766	6	8	4
20	SBK	18	Lukas MAURER	Yamaha - Maurer Racing	4:38.990	20.437	115.746	8	10	8
21	SBK	15	Nathan HARRISON	Honda - Honda Racing UK	4:40.794	22.241	115.002	10	10	8
22	SBK	66	Ryan GIBSON	BMW - Gibson Motors/A G Wilson	4:42.972	24.419	114.117	9	10	7
23	SBK	111	Brian McCORMACK	BMW - Roadhouse Macau by FHO	4:44.543	25.990	113.487	2	7	5
24	SBK	16	Mike BROWNE	Aprilia - IN Competition	4:44.620	26.067	113.457	4	5	2
25	SBK	91	Julian TRUMMER	Honda - Jackson Racing by Prosper2	4:44.766	26.213	113.398	8	9	5
26	SBK	231	Marcus SIMPSON	Honda - LMR by Jon Cuff Electrical	4:45.119	26.566	113.258	7	8	6
27	SBK	48	Eddy FERRE	BMW - Optimark Road Racing	4:45.202	26.649	113.225	5	7	5
28	SBK	78	Emmet O'GRADY	Honda - TAG Racing	4:46.055	27.502	112.887	5	8	5
29	SBK	36	Jonathan GOETSCHY	BMW - Optimark Road Racing	4:46.658	28.105	112.650	7	8	6
30	SBK	45	James CHAWKE	Suzuki - Chawkie Racing SC	4:47.062	28.509	112.491	7	10	8
31	SBK	46	Anthony REDMOND	BMW - Reds Garage Ltd IOM	4:48.570	30.017	111.904	3	6	5
32	SBK	10	Marty LENNON	Yamaha - ML Designs	4:49.283	30.730	111.628	7	9	6
33	SBK	32	Luca GOTTARDI	BMW - Penz13 Racing Team by Cerin	4:49.706	31.153	111.465	2	8	5
34	SBK	21	Phil STEWART	Honda - Phil Stewart Racing	4:49.823	31.270	111.420	7	8	6
35	SBK	119	Kris DUNCAN	Yamaha - KD/TCC Racing/NSB Contracts	4:49.903	31.350	111.389	10	10	6
36	SBK	56	Ryan WHITEHALL	Yamaha - WR Racing	4:50.057	31.504	111.330	5	7	3
37	SBK	25	Amalric BLANC	Honda - Team B&M / HML	4:50.520	31.967	111.152	5	6	5
38	SBK	174	Laurent HOFFMANN	BMW - Hoffmann by MRP	4:53.679	35.126	109.957	4	5	4
39	SBK	58	Paul WILLIAMS	Yamaha - Lee Williams Motorsports Honda	4:55.027	36.474	109.454	7	8	6
40	SBK	39	Martin MORRIS	BMW - Road's Warrior	4:55.774	37.221	109.178	6	6	4
41	SBK	19	Jean Pierre POLET	Suzuki - Chawkie Racing SC	4:57.336	38.783	108.604	3	7	3
42	SBK	44	Liam CHAWKE	BMW - SDM Racing	5:02.218	43.665	106.850	8	9	7
43	SBK	88	Sean McTAGGART	Yamaha - Kernohan Racing	5:02.725	44.172	106.671	3	4	2
44	SBK	109	Neil KERNOHAN		5:03.475	44.922	106.407	2	3	2

Non Qualifiers

SBK	43	Sam JOHNSON	Suzuki	5:00.054	41.501	107.621	2	2	<u>1</u>
SBK	93	Paul CRANSTON	Suzuki - P & J Fuel Haulage	5:09.650	51.097	104.285	4	5	<u>1</u>
SBK	55	Donald MacFADYEN	Yamaha - MacFadyen Racing	5:10.548	51.995	103.984	4	8	<u>0</u>
SBK	69	Brad CLARKE	Suzuki - Powerslide Racing Suzuki	5:11.107	52.554	103.797	7	9	<u>0</u>
SBK	54	Paul CASSIDY	Yamaha	5:11.580	53.027	103.640	5	7	<u>0</u>
SBK	85	Olivier LUPBERGER	Yamaha - Team by Heidger Motorsport	5:13.529	54.976	102.995	3	3	<u>0</u>
SBK	143	Stephen DEGNAN	Kawasaki	5:19.160	1:00.607	101.178	6	9	<u>0</u>
SBK	90	Craig KENNELLY	Kawasaki - Residio Racing	5:19.305	1:00.752	101.132	10	10	<u>0</u>
SBK	12	Kevin KEYES	Yamaha - Daracore Racing	5:22.282	1:03.729	100.198	2	2	<u>0</u>
SBK	64	Don GILBERT	Suzuki - Gorilla Racing	6:57.281	2:38.728	77.387	1	1	<u>0</u>

Provisional result to be confirmed by the Stewards of the Meeting subject to completion of technical inspections & the time limit for protests

Page 1 / 1

Circuit	The Triangle	Signed	Organising Club
Length(miles)	8.9700 Lap 1 (8.8300)	 Chief Timekeeper	Qualifying Started 10:57
Weather	Bright	Issued At: 12:06	
Track	Dry, 25°C		



SUPERBIKE

Q1: First Qualifying

Wednesday, 08 May 2024

DETAILED SECTOR ANALYSIS

Qualifying Classification

Position

1 1 Glenn IRWIN

SBK Behind

Best Time **4:18.553** Best Speed **124.895** On **11** Gp

Lap	Lap Time	Lap Speed	Sector 1	Sector 2	Sector 3	Speed Trap
1	4:37.149	114.696		1:30.919	1:06.246	186.0
2	4:26.925	120.978	2:01.437	1:20.711	1:04.777	199.8
3	4:22.781	122.886	1:58.714	1:20.567	1:03.500	200.4
4	4:21.604	123.438	1:58.160	1:19.919	1:03.525	199.8
5	4:41.103	114.876	2:06.068	1:22.469		201.6
6	17:01.064	31.626		1:20.462	1:08.747	199.8
7	4:20.650	123.890	1:57.075	1:19.952	1:03.623	201.6
8	4:20.350	124.033	1:57.155	1:19.353	1:03.842	201.6
9	4:38.493	115.953	2:00.935	1:25.695		199.8
10	6:29.755	82.852		1:21.746	1:05.166	202.2
11	4:18.553	124.895	1:56.757	1:18.708	1:03.088	202.2
<i>Ideal</i>	<i>4:18.553</i>	<i>124.895</i>	<i>1:56.757</i>	<i>1:18.708</i>	<i>1:03.088</i>	<i>202.2</i>

2 74 Davey TODD

SBK Behind **1.357**

Best Time **4:19.910** Best Speed **124.243** On **9** Gp

Lap	Lap Time	Lap Speed	Sector 1	Sector 2	Sector 3	Speed Trap
1	4:33.178	116.364		1:23.249	1:08.175	200.4
2	4:28.834	120.119	2:00.278	1:21.891	1:06.665	202.8
3	4:30.766	119.262	1:59.252	1:25.465	1:06.049	200.4
4	4:25.351	121.695	1:59.004	1:21.744	1:04.603	200.4
5	4:25.020	121.847	1:58.223	1:21.903	1:04.894	204.7
6	4:23.316	122.636	1:57.327	1:21.587	1:04.402	202.8
7	4:41.518	114.707	2:03.594	1:27.300		201.6
8	14:04.784	38.225		1:25.435	1:05.534	204.0
9	4:19.910	124.243	1:56.233	1:20.569	1:03.108	204.7
10	4:30.455	119.399	2:01.763	1:22.528	1:06.164	201.6
11	4:20.170	124.119	1:56.633	1:20.340	1:03.197	204.0
12	4:44.683	113.431	1:59.209	1:31.689		201.0
<i>Ideal</i>	<i>4:19.681</i>	<i>124.353</i>	<i>1:56.233</i>	<i>1:20.340</i>	<i>1:03.108</i>	<i>204.7</i>

Qualifying Classification

Position

3 6 Michael DUNLOP

SBK Behind **4.261**

Best Time **4:22.814** Best Speed **122.870** On **7** Gp

Lap	Lap Time	Lap Speed	Sector 1	Sector 2	Sector 3	Speed Trap
1	7:53.721	67.103		1:24.721		197.5
2	11:10.661	48.150		1:33.987	1:11.374	199.2
3	4:29.344	119.891	2:01.687	1:22.103	1:05.554	185.0
4	4:31.128	119.102	1:59.931	1:21.784		198.6
5	12:00.304	44.831		1:22.318		198.6
6	8:21.280	64.419		1:22.150	1:07.726	198.6
7	4:22.814	122.870	1:58.127	1:20.437	1:04.250	201.0
8	4:40.110	115.283	2:04.708	1:25.964	1:09.438	197.5
9	4:24.545	122.066	1:58.317	1:21.567	1:04.661	198.6
<i>Ideal</i>	<i>4:22.814</i>	<i>122.870</i>	<i>1:58.127</i>	<i>1:20.437</i>	<i>1:04.250</i>	<i>201.0</i>

4 60 Peter HICKMAN

SBK Behind **6.470**

Best Time **4:25.023** Best Speed **121.846** On **8** Gp

Lap	Lap Time	Lap Speed	Sector 1	Sector 2	Sector 3	Speed Trap
1	4:55.698	107.502		1:25.075	1:07.739	199.2
2	4:32.609	118.455	2:02.227	1:23.964	1:06.418	196.9
3	4:30.482	119.387	2:01.474	1:23.236	1:05.772	195.7
4	4:41.510	114.710	2:03.831	1:23.927		198.0
5	19:50.456	27.126		1:23.106		196.9
6	7:38.548	70.422		1:23.586	1:05.376	197.5
7	4:27.739	120.610	2:01.089	1:21.952	1:04.698	195.2
8	4:25.023	121.846	1:59.420	1:21.769	1:03.834	198.0
9	5:07.503	105.014	2:06.758	1:31.144		190.7
<i>Ideal</i>	<i>4:25.023</i>	<i>121.846</i>	<i>1:59.420</i>	<i>1:21.769</i>	<i>1:03.834</i>	<i>199.2</i>

SUPERBIKE

Q1: First Qualifying

Wednesday, 08 May 2024

DETAILED SECTOR ANALYSIS

Qualifying Classification

Position

5 5 Dean HARRISON

SBK Behind 6.666

Best Time 4:25.219 Best Speed 121.756 On 10 Gp

Lap	Lap Time	Lap Speed	Sector 1	Sector 2	Sector 3	Speed Trap
1	4:34.235	115.915		1:24.122	1:09.289	198.6
2	4:42.514	114.302	2:03.087	1:32.462	1:06.965	191.3
3	4:30.908	119.199	2:01.245	1:24.226	1:05.437	175.8
4	4:45.499	113.107	2:08.070	1:27.364		178.1
5	7:51.041	68.555		1:22.632	1:06.296	190.7
6	4:28.019	120.484	2:00.417	1:22.877	1:04.725	196.3
7	4:27.932	120.523	1:59.941	1:23.154	1:04.837	195.2
8	4:36.616	116.739	2:04.600	1:23.805		194.0
9	9:05.416	59.206		1:22.250	1:04.503	196.9
10	4:25.219	121.756	1:59.149	1:21.869	1:04.201	196.9
11	4:25.312	121.713	1:58.812	1:21.839	1:04.661	195.2
12	4:29.393	119.869	1:59.527	1:21.719		195.7
<i>Ideal</i>	4:24.732	121.980	1:58.812	1:21.719	1:04.201	198.6

6 8 Ian HUTCHINSON

SBK Behind 10.629

Best Time 4:29.182 Best Speed 119.963 On 9 Gp

Lap	Lap Time	Lap Speed	Sector 1	Sector 2	Sector 3	Speed Trap
1	4:56.947	107.049		1:27.036	1:09.811	195.7
2	4:38.504	115.948	2:05.212	1:25.460	1:07.832	194.0
3	4:36.496	116.790	2:04.623	1:24.414	1:07.459	201.0
4	4:33.338	118.139	2:03.278	1:23.284	1:06.776	202.2
5	4:44.990	113.309	2:04.618	1:26.132		204.0
6	25:19.892	21.246		1:23.789	1:06.893	202.2
7	4:32.149	118.656	2:02.587	1:23.673	1:05.889	202.2
8	4:31.305	119.025	2:01.671	1:23.547	1:06.087	201.0
9	4:29.182	119.963	2:00.936	1:22.650	1:05.596	204.7
<i>Ideal</i>	4:29.182	119.963	2:00.936	1:22.650	1:05.596	204.7

Qualifying Classification

Position

7 2 John McGUINNESS

SBK Behind 11.153

Best Time 4:29.706 Best Speed 119.730 On 7 Gp

Lap	Lap Time	Lap Speed	Sector 1	Sector 2	Sector 3	Speed Trap
1	4:36.363	115.023		1:25.193	1:07.500	189.1
2	4:36.784	116.669	2:03.963	1:24.803		190.2
3	5:08.646	104.625		1:23.828	1:06.190	192.9
4	4:31.187	119.077	2:01.554	1:23.989	1:05.644	194.6
5	4:46.804	112.593	2:06.756	1:25.623		151.0
6	18:38.913	28.860		1:25.487	1:06.257	195.2
7	4:29.706	119.730	2:01.052	1:23.649	1:05.005	194.6
8	4:38.281	116.041	2:00.445	1:23.305	1:14.531	193.5
9	4:51.828	110.654	2:08.671	1:26.863		177.7
<i>Ideal</i>	4:28.755	120.154	2:00.445	1:23.305	1:05.005	195.2

8 37 James HILLIER

SBK Behind 13.461

Best Time 4:32.014 Best Speed 118.714 On 7 Gp

Lap	Lap Time	Lap Speed	Sector 1	Sector 2	Sector 3	Speed Trap
1	4:51.190	109.166		1:30.984	1:09.284	186.0
2	4:38.203	116.074	2:05.535	1:26.355	1:06.313	192.4
3	4:35.968	117.014	2:03.721	1:24.290	1:07.957	193.5
4	4:33.506	118.067	2:02.075	1:23.839	1:07.592	194.6
5	4:52.670	110.336	2:10.106	1:28.209		192.4
6	22:15.523	24.179		1:24.764	1:10.680	190.7
7	4:32.014	118.714	2:01.767	1:23.746	1:06.501	192.9
8	4:39.314	115.612	2:01.956	1:26.454	1:10.904	192.4
9	4:42.014	114.505	2:05.414	1:25.446		192.4
<i>Ideal</i>	4:31.826	118.797	2:01.767	1:23.746	1:06.313	194.6

SUPERBIKE

Q1: First Qualifying

Wednesday, 08 May 2024

DETAILED SECTOR ANALYSIS

Qualifying Classification

Position

9 38 Erno KOSTAMO

SBK Behind 13.929

Best Time 4:32.482 Best Speed 118.511 On 8 Gp

Lap	Lap Time	Lap Speed	Sector 1	Sector 2	Sector 3	Speed Trap
1	7:20.140	72.222		1:41.614	1:10.387	162.6
2	4:43.203	114.024	2:05.915	1:27.282	1:10.006	193.5
3	4:40.344	115.187	2:06.561	1:26.811	1:06.972	194.6
4	4:42.204	114.428	2:05.638	1:25.251		188.6
5	21:14.775	25.332		1:25.793	1:08.461	190.7
6	4:34.041	117.836	2:03.472	1:24.237	1:06.332	180.0
7	4:40.161	115.262	2:06.772	1:25.676	1:07.713	184.5
8	4:32.482	118.511	2:03.007	1:23.544	1:05.931	194.0
9	4:42.386	114.354	2:03.475	1:25.330		183.5
<i>Ideal</i>	4:32.482	118.511	2:03.007	1:23.544	1:05.931	194.6

10 24 Conor CUMMINS

SBK Behind 14.371

Best Time 4:32.924 Best Speed 118.319 On 8 Gp

Lap	Lap Time	Lap Speed	Sector 1	Sector 2	Sector 3	Speed Trap
1	5:51.456	90.447			1:11.370	0.0
2	4:44.175	113.634				191.3
3	4:38.067	116.130	2:05.600	1:24.702	1:07.765	0.0
4	4:35.426	117.244	2:04.361	1:23.943	1:07.122	0.0
5	4:33.800	117.940	2:03.107			0.0
6	4:47.677	112.251	2:07.601	1:27.420		191.8
7	26:43.456	20.139		1:25.160	1:06.991	190.7
8	4:32.924	118.319	2:02.649	1:23.693	1:06.582	194.6
<i>Ideal</i>	4:32.924	118.319	2:02.649	1:23.693	1:06.582	194.6

Qualifying Classification

Position

11 22 Paul JORDAN

SBK Behind 15.417

Best Time 4:33.970 Best Speed 117.867 On 4 Gp

Lap	Lap Time	Lap Speed	Sector 1	Sector 2	Sector 3	Speed Trap
1	5:01.986	105.263		1:25.546	1:09.234	195.7
2	4:40.430	115.152	2:07.581	1:25.333	1:07.516	186.0
3	4:36.229	116.903	2:03.383	1:24.419	1:08.427	194.6
4	4:33.970	117.867	2:02.884	1:23.847	1:07.239	196.3
5	5:03.932	106.247	2:15.047	1:33.238		158.8
6	17:47.008	30.264		1:29.355	1:10.007	165.0
7	4:42.033	114.497	2:05.189	1:25.964	1:10.880	182.0
8	4:35.863	117.058	2:03.892	1:24.133	1:07.838	186.0
9	4:35.515	117.206	2:03.759	1:25.005	1:06.751	189.7
10	5:05.751	105.615	2:16.264	1:35.455	1:14.032	164.2
<i>Ideal</i>	4:33.482	118.077	2:02.884	1:23.847	1:06.751	196.3

12 96 Dom HERBERTSON

SBK Behind 16.424

Best Time 4:34.977 Best Speed 117.435 On 3 Gp

Lap	Lap Time	Lap Speed	Sector 1	Sector 2	Sector 3	Speed Trap
1	17:20.652	30.546		1:32.980	1:10.988	199.2
2	4:39.202	115.658	2:04.562	1:26.157	1:08.483	199.8
3	4:34.977	117.435	2:03.154	1:24.706	1:07.117	201.6
4	4:45.806	112.986	2:04.086	1:25.887		169.2
5	14:36.622	36.837		1:27.310	1:08.161	195.7
6	4:35.903	117.041	2:05.215	1:24.080	1:06.608	200.4
7	4:52.060	110.566	2:02.761	1:26.783		194.6
<i>Ideal</i>	4:33.449	118.091	2:02.761	1:24.080	1:06.608	201.6

13 156 Adam McLEAN

SBK Behind 16.950

Best Time 4:35.503 Best Speed 117.211 On 6 Gp

Lap	Lap Time	Lap Speed	Sector 1	Sector 2	Sector 3	Speed Trap
1	4:57.345	106.906		1:27.995	1:09.865	168.3
2	4:39.176	115.669	2:05.466	1:26.510	1:07.200	180.5
3	4:35.882	117.050	2:03.902	1:24.609	1:07.371	191.3
4	4:46.268	112.803	2:03.320	1:25.260		191.3
5	36:07.335	14.899		1:24.380	1:06.931	189.1
6	4:35.503	117.211	2:03.959	1:24.530	1:07.014	190.2
7	5:02.292	106.824	2:12.006	1:36.254		158.1
<i>Ideal</i>	4:34.631	117.583	2:03.320	1:24.380	1:06.931	191.3

SUPERBIKE

Q1: First Qualifying

Wednesday, 08 May 2024

DETAILED SECTOR ANALYSIS

Qualifying Classification

Position

14	65 Michael SWEENEY	SBK	Behind	17.175		
Best Time	4:35.728	Best Speed	117.115	On 4 Gp		
Lap	Lap Time	Lap Speed	Sector 1	Sector 2	Sector 3	Speed Trap
1	5:34.989	94.893	1:29.431	1:11.035	151.0	
2	4:43.818	113.777	2:05.795	1:27.000	1:11.023	187.0
3	4:39.197	115.660	2:05.253	1:25.890	1:08.054	189.1
4	4:35.728	117.115	2:04.083	1:24.536	1:07.109	186.0
5	4:56.186	109.026	2:07.013	1:27.748		180.0
<i>Ideal</i>	<i>4:35.728</i>	<i>117.115</i>	<i>2:04.083</i>	<i>1:24.536</i>	<i>1:07.109</i>	<i>189.1</i>

15	23 David JOHNSON	SBK	Behind	18.249		
Best Time	4:36.802	Best Speed	116.661	On 8 Gp		
Lap	Lap Time	Lap Speed	Sector 1	Sector 2	Sector 3	Speed Trap
1	7:14.632	73.138	1:29.945			159.9
2	14:33.823	36.955	1:28.601	1:10.386		184.0
3	4:42.773	114.198	2:07.856	1:26.772	1:08.145	194.6
4	4:54.661	109.590	2:12.864	1:29.789		181.0
5	16:52.731	31.886	1:29.605	1:09.515		190.7
6	4:40.156	115.264	2:06.700	1:25.576	1:07.880	192.4
7	5:09.112	104.467	2:13.673	1:47.455	1:07.984	180.5
8	4:36.802	116.661	2:05.130	1:24.870	1:06.802	192.4
<i>Ideal</i>	<i>4:36.802</i>	<i>116.661</i>	<i>2:05.130</i>	<i>1:24.870</i>	<i>1:06.802</i>	<i>194.6</i>

16	7 Sam WEST	SBK	Behind	18.583		
Best Time	4:37.136	Best Speed	116.520	On 11 Gp		
Lap	Lap Time	Lap Speed	Sector 1	Sector 2	Sector 3	Speed Trap
1	5:16.963	100.289	1:29.575	1:12.241		194.0
2	5:03.472	106.408	2:22.359	1:28.299	1:12.814	193.5
3	4:51.939	110.612	2:08.529	1:27.814		194.6
4	7:40.163	70.175	1:28.159	1:10.406		193.5
5	4:43.161	114.041	2:06.418	1:27.177	1:09.566	192.9
6	4:42.573	114.278	2:06.310	1:26.875	1:09.388	192.4
7	4:55.317	109.347	2:11.583	1:30.984	1:12.750	192.9
8	4:39.364	115.591	2:05.644	1:25.980	1:07.740	194.0
9	4:52.878	110.258	2:05.200	1:24.993		191.8
10	8:03.963	66.724	1:30.919	1:11.495		191.8
11	4:37.136	116.520	2:04.665	1:25.050	1:07.421	196.3
12	4:51.784	110.671	2:07.256	1:33.669	1:10.859	190.7
<i>Ideal</i>	<i>4:37.079</i>	<i>116.544</i>	<i>2:04.665</i>	<i>1:24.993</i>	<i>1:07.421</i>	<i>196.3</i>

Qualifying Classification

Position

17	9 Craig NEVE	SBK	Behind	18.880		
Best Time	4:37.433	Best Speed	116.396	On 9 Gp		
Lap	Lap Time	Lap Speed	Sector 1	Sector 2	Sector 3	Speed Trap
1	5:01.476	105.441	1:26.534	1:09.672		196.3
2	4:43.471	113.916	2:06.545	1:24.991		195.2
3	9:25.094	57.144	1:26.601	1:09.894		177.7
4	4:46.479	112.720	2:07.522	1:26.680	1:12.277	191.3
5	4:41.372	114.766	2:06.599	1:25.544	1:09.229	191.8
6	4:40.350	115.185	2:05.524	1:25.725	1:09.101	193.5
7	4:51.699	110.703	2:14.893	1:25.018		191.3
8	15:52.844	33.890	1:35.786	1:08.738		192.9
9	4:37.433	116.396	2:05.533	1:24.374	1:07.526	194.6
10	5:20.202	100.849	2:05.339	1:24.297		196.9
<i>Ideal</i>	<i>4:37.162</i>	<i>116.509</i>	<i>2:05.339</i>	<i>1:24.297</i>	<i>1:07.526</i>	<i>196.9</i>

18	4 Michael RUTTER	SBK	Behind	20.064		
Best Time	4:38.617	Best Speed	115.901	On 2 Gp		
Lap	Lap Time	Lap Speed	Sector 1	Sector 2	Sector 3	Speed Trap
1	4:40.610	113.282		1:25.894	1:08.451	195.2
2	4:38.617	115.901	2:03.998	1:26.533	1:08.086	196.9
3	4:45.554	113.085	2:04.236	1:27.861		186.5
4	15:36.904	34.467		1:32.117		173.1
5	26:10.204	20.565		1:33.677		163.8
<i>Ideal</i>	<i>4:37.978</i>	<i>116.167</i>	<i>2:03.998</i>	<i>1:25.894</i>	<i>1:08.086</i>	<i>196.9</i>

19	20 Michael EVANS	SBK	Behind	20.388		
Best Time	4:38.941	Best Speed	115.766	On 6 Gp		
Lap	Lap Time	Lap Speed	Sector 1	Sector 2	Sector 3	Speed Trap
1	4:55.300	107.646		1:28.224	1:12.069	180.0
2	4:46.234	112.817	2:07.353	1:27.106		183.0
3	8:57.140	60.118		1:27.181	1:09.108	191.3
4	4:43.852	113.764	2:06.709	1:25.354		191.3
5	14:40.501	36.675		1:25.651	1:07.411	191.8
6	4:38.941	115.766	2:05.251	1:25.654	1:08.036	190.2
7	5:31.533	97.402	2:08.638	1:47.200		189.7
8	12:17.348	43.795		1:24.353	1:06.761	192.4
<i>Ideal</i>	<i>4:36.365</i>	<i>116.845</i>	<i>2:05.251</i>	<i>1:24.353</i>	<i>1:06.761</i>	<i>192.4</i>

SUPERBIKE

Q1: First Qualifying

Wednesday, 08 May 2024

DETAILED SECTOR ANALYSIS

Qualifying Classification

Position

20 18 Lukas MAURER

SBK Behind 20.437

Best Time 4:38.990 Best Speed 115.746 On 8 Gp

Lap	Lap Time	Lap Speed	Sector 1	Sector 2	Sector 3	Speed Trap
1	5:35.950	94.621	1:30.445	1:10.784	149.6	
2	4:46.910	112.551	2:08.876	1:28.333	1:09.701	181.5
3	4:44.955	113.323	2:08.904	1:27.482	1:08.569	182.5
4	4:42.772	114.198	2:06.459	1:26.265	1:10.048	184.0
5	4:43.967	113.717	2:06.577	1:27.505	1:09.885	184.5
6	4:48.844	111.797	2:07.942	1:27.788		184.5
7	18:56.880	28.404	1:25.911	1:07.458	177.2	
8	4:38.990	115.746	2:06.399	1:25.685	1:06.906	182.0
9	4:44.044	113.687	2:08.147	1:26.520	1:09.377	179.5
10	4:56.467	108.923	2:07.281	1:36.561	177.2	
<i>Ideal</i>	4:38.990	115.746	2:06.399	1:25.685	1:06.906	184.5

Qualifying Classification

Position

22 66 Ryan GIBSON

SBK Behind 24.419

Best Time 4:42.972 Best Speed 114.117 On 9 Gp

Lap	Lap Time	Lap Speed	Sector 1	Sector 2	Sector 3	Speed Trap
1	7:46.655	68.119		1:28.568	1:12.241	184.0
2	5:09.826	104.226	2:11.254	1:44.745	1:13.827	183.5
3	4:49.886	111.396	2:11.282	1:28.513	1:10.091	174.9
4	4:45.590	113.071	2:07.634	1:28.602	1:09.354	180.5
5	5:01.556	107.085	2:11.939	1:32.443		173.1
6	13:38.310	39.462		1:29.009	1:09.914	181.5
7	4:45.033	113.292	2:08.183	1:27.874	1:08.976	184.5
8	4:45.849	112.969	2:08.401	1:28.229	1:09.219	187.0
9	4:42.972	114.117	2:06.798	1:27.768	1:08.406	185.0
10	5:28.459	98.314	2:11.113	1:33.681		183.0
<i>Ideal</i>	4:42.972	114.117	2:06.798	1:27.768	1:08.406	187.0

21 15 Nathan HARRISON

SBK Behind 22.241

Best Time 4:40.794 Best Speed 115.002 On 10 Gp

Lap	Lap Time	Lap Speed	Sector 1	Sector 2	Sector 3	Speed Trap
1	5:37.054	94.311		1:29.747	1:11.411	148.3
2	4:46.440	112.736	2:08.480	1:28.160	1:09.800	182.5
3	4:43.963	113.719	2:07.114	1:26.516	1:10.333	191.3
4	4:42.829	114.175	2:06.026	1:26.478	1:10.325	192.4
5	4:47.301	112.398	2:06.230	1:27.615		196.3
6	17:04.477	31.520		1:27.262	1:08.942	188.1
7	4:42.078	114.479	2:06.543	1:25.899	1:09.636	190.7
8	4:40.989	114.923	2:05.182	1:26.101	1:09.706	190.7
9	4:40.919	114.951	2:05.403	1:26.967	1:08.549	190.7
10	4:40.794	115.002	2:06.041	1:25.977	1:08.776	171.3
<i>Ideal</i>	4:39.630	115.481	2:05.182	1:25.899	1:08.549	196.3

23 111 Brian McCORMACK

SBK Behind 25.990

Best Time 4:44.543 Best Speed 113.487 On 2 Gp

Lap	Lap Time	Lap Speed	Sector 1	Sector 2	Sector 3	Speed Trap
1	5:01.257	105.518		1:28.607	1:10.033	181.5
2	4:44.543	113.487	2:08.185	1:27.612	1:08.746	189.1
3	4:46.091	112.873	2:08.040	1:27.672		189.1
4	14:54.714	36.092		1:26.663	1:09.356	190.2
5	4:46.112	112.865	2:08.551	1:28.386	1:09.175	189.1
6	4:49.700	111.467	2:08.652	1:29.195		187.6
7	24:41.392	21.798		1:27.239	1:08.030	188.6
<i>Ideal</i>	4:42.733	114.214	2:08.040	1:26.663	1:08.030	190.2

24 16 Mike BROWNE

SBK Behind 26.067

Best Time 4:44.620 Best Speed 113.457 On 4 Gp

Lap	Lap Time	Lap Speed	Sector 1	Sector 2	Sector 3	Speed Trap
1	11:33.682	45.825		2:42.919		167.1
2	8:15.864	65.123		1:26.924	1:10.869	189.7
3	4:46.609	112.669	2:05.338	1:30.594	1:10.677	195.7
4	4:44.620	113.457	2:05.595	1:27.335		194.0
5	9:35.536	56.108		1:31.640		163.4
<i>Ideal</i>	4:42.939	114.131	2:05.338	1:26.924	1:10.677	195.7

SUPERBIKE

Q1: First Qualifying

Wednesday, 08 May 2024

DETAILED SECTOR ANALYSIS

Qualifying Classification

Position

25 91 Julian TRUMMER

SBK Behind 26.213

Best Time 4:44.766 Best Speed 113.398 On 8 Gp

Lap	Lap Time	Lap Speed	Sector 1	Sector 2	Sector 3	Speed Trap
1	7:01.279	75.456		1:29.480	1:14.734	168.7
2	4:57.225	108.645	2:13.536	1:29.296	1:14.393	183.0
3	4:59.026	107.991	2:12.697	1:28.433		184.0
4	8:44.980	61.511		1:27.440	1:16.677	185.0
5	4:51.590	110.745	2:10.588	1:27.760		186.5
6	17:38.028	30.521		1:27.885	1:09.932	185.0
7	4:46.190	112.834	2:09.407	1:26.924	1:09.859	185.5
8	4:44.766	113.398	2:08.915	1:26.342	1:09.509	186.0
9	5:18.410	101.416	2:38.458	1:28.729	1:11.223	188.6
<i>Ideal</i>	4:44.766	113.398	2:08.915	1:26.342	1:09.509	188.6

26 231 Marcus SIMPSON

SBK Behind 26.566

Best Time 4:45.119 Best Speed 113.258 On 7 Gp

Lap	Lap Time	Lap Speed	Sector 1	Sector 2	Sector 3	Speed Trap
1	16:48.957	31.506		1:32.195	1:11.743	181.0
2	4:51.485	110.784	2:11.536	1:28.815	1:11.134	186.0
3	4:46.797	112.595	2:09.820	1:26.661	1:10.316	187.0
4	4:50.409	111.195	2:08.459	1:28.162		190.7
5	18:18.689	29.391		1:28.065	1:10.021	189.1
6	4:47.973	112.136	2:09.528	1:28.494	1:09.951	188.1
7	4:45.119	113.258	2:07.885	1:27.181	1:10.053	188.6
8	4:49.106	111.696	2:09.774	1:28.545	1:10.787	188.1
<i>Ideal</i>	4:44.497	113.506	2:07.885	1:26.661	1:09.951	190.7

27 48 Eddy FERRE

SBK Behind 26.649

Best Time 4:45.202 Best Speed 113.225 On 5 Gp

Lap	Lap Time	Lap Speed	Sector 1	Sector 2	Sector 3	Speed Trap
1	7:10.037	73.919		1:30.757	1:11.404	159.9
2	4:53.058	110.190	2:11.912	1:30.602	1:10.544	180.5
3	4:51.114	110.926	2:10.641	1:28.527	1:11.946	184.5
4	4:48.535	111.917	2:10.530	1:28.731	1:09.274	182.5
5	4:45.202	113.225	2:08.032	1:27.647	1:09.523	185.0
6	4:46.581	112.680	2:08.104	1:28.136	1:10.341	188.1
7	5:39.370	95.153	2:23.161	1:53.021		137.4
<i>Ideal</i>	4:44.953	113.324	2:08.032	1:27.647	1:09.274	188.1

Qualifying Classification

Position

28 78 Emmet O'GRADY

SBK Behind 27.502

Best Time 4:46.055 Best Speed 112.887 On 5 Gp

Lap	Lap Time	Lap Speed	Sector 1	Sector 2	Sector 3	Speed Trap
1	9:28.049	55.960		1:32.352	1:15.944	171.3
2	4:53.557	110.002	2:11.663	1:29.522	1:12.372	173.1
3	4:57.308	108.615	2:11.424	1:29.490		180.0
4	18:18.696	29.391		1:30.657	1:11.597	177.7
5	4:46.055	112.887	2:08.171	1:27.839	1:10.045	181.0
6	4:49.963	111.366	2:11.858	1:27.632	1:10.473	171.3
7	4:50.063	111.328	2:11.094	1:27.363	1:11.606	174.0
8	5:19.723	101.000	2:18.547	1:35.782		175.3
<i>Ideal</i>	4:45.579	113.076	2:08.171	1:27.363	1:10.045	181.0

29 36 Jonathan GOETSCHY

SBK Behind 28.105

Best Time 4:46.658 Best Speed 112.650 On 7 Gp

Lap	Lap Time	Lap Speed	Sector 1	Sector 2	Sector 3	Speed Trap
1	7:05.716	74.669		1:31.452	1:15.971	179.1
2	5:02.860	106.624	2:15.909	1:32.793	1:14.158	179.5
3	4:59.884	107.682	2:13.067	1:32.166	1:14.651	174.4
4	4:56.895	108.766	2:13.349	1:30.813	1:12.733	188.6
5	4:54.117	109.793	2:10.584	1:32.099	1:11.434	185.5
6	4:50.514	111.155	2:09.320	1:30.235	1:10.959	176.7
7	4:46.658	112.650	2:08.544	1:28.510	1:09.604	189.7
8	5:15.656	102.301	2:16.984	1:38.825		175.8
<i>Ideal</i>	4:46.658	112.650	2:08.544	1:28.510	1:09.604	189.7

30 45 James CHAWKE

SBK Behind 28.509

Best Time 4:47.062 Best Speed 112.491 On 7 Gp

Lap	Lap Time	Lap Speed	Sector 1	Sector 2	Sector 3	Speed Trap
1	6:19.457	83.772		1:33.874	1:14.809	150.6
2	5:00.089	107.608	2:13.687	1:31.702	1:14.700	180.5
3	4:56.057	109.074	2:13.007	1:30.263	1:12.787	181.0
4	4:51.174	110.903	2:09.935	1:29.852	1:11.387	179.5
5	5:01.334	107.163	2:11.924	1:32.441		171.8
6	18:49.516	28.589		1:29.008	1:09.531	181.5
7	4:47.062	112.491	2:07.788	1:29.047	1:10.227	182.5
8	4:59.149	107.946	2:07.790	1:42.283	1:09.076	181.0
9	4:47.848	112.184	2:08.891	1:29.195	1:09.762	181.0
10	4:47.513	112.315	2:08.601	1:29.175	1:09.737	180.5
<i>Ideal</i>	4:45.872	112.960	2:07.788	1:29.008	1:09.076	182.5

SUPERBIKE

Q1: First Qualifying

Wednesday, 08 May 2024

DETAILED SECTOR ANALYSIS

Qualifying Classification

Position

31 **46 Anthony REDMOND**

SBK Behind **30.017**

Best Time **4:48.570** Best Speed **111.904** On **3** Gp

Lap	Lap Time	Lap Speed	Sector 1	Sector 2	Sector 3	Speed Trap
1	5:34.209	95.114		1:32.065	1:12.996	175.8
2	4:50.920	111.000	2:10.197	1:29.969	1:10.754	184.0
3	4:48.570	111.904	2:08.618	1:28.375	1:11.577	185.5
4	4:50.060	111.329	2:09.567	1:28.909	1:11.584	183.0
5	4:49.941	111.374	2:09.145	1:29.117	1:11.679	181.5
6	4:50.819	111.038	2:09.517	1:29.054		182.0
<i>Ideal</i>	<i>4:47.747</i>	<i>112.224</i>	<i>2:08.618</i>	<i>1:28.375</i>	<i>1:10.754</i>	<i>185.5</i>

32 **10 Marty LENNON**

SBK Behind **30.730**

Best Time **4:49.283** Best Speed **111.628** On **7** Gp

Lap	Lap Time	Lap Speed	Sector 1	Sector 2	Sector 3	Speed Trap
1	7:08.128	74.249		1:36.227	1:14.457	173.1
2	5:06.931	105.209	2:17.235	1:33.899		173.1
3	12:05.804	44.491		1:32.073	1:11.587	180.0
4	4:55.579	109.250	2:12.042	1:33.295	1:10.242	183.5
5	4:58.624	108.136	2:10.692	1:32.243		179.1
6	12:11.350	44.154		1:31.179	1:12.672	183.5
7	4:49.283	111.628	2:08.732	1:30.793	1:09.758	181.5
8	4:52.999	110.212	2:11.758	1:30.456	1:10.785	175.3
9	4:57.814	108.430	2:14.896	1:31.876		168.3
<i>Ideal</i>	<i>4:48.946</i>	<i>111.758</i>	<i>2:08.732</i>	<i>1:30.456</i>	<i>1:09.758</i>	<i>183.5</i>

33 **32 Luca GOTTARDI**

SBK Behind **31.153**

Best Time **4:49.706** Best Speed **111.465** On **2** Gp

Lap	Lap Time	Lap Speed	Sector 1	Sector 2	Sector 3	Speed Trap
1	7:28.885	70.815		1:29.977	1:13.912	181.0
2	4:49.706	111.465	2:10.083	1:28.418	1:11.205	183.0
3	5:02.548	106.733	2:14.376	1:32.248		170.0
4	14:21.938	37.464		1:30.402	1:11.064	174.9
5	4:51.980	110.597	2:11.937	1:30.698	1:09.345	170.9
6	4:52.155	110.530	2:11.472	1:30.493	1:10.190	170.5
7	5:05.318	105.765	2:12.890	1:31.911		169.2
8	11:32.836	46.608		1:31.444		181.5
<i>Ideal</i>	<i>4:47.846</i>	<i>112.185</i>	<i>2:10.083</i>	<i>1:28.418</i>	<i>1:09.345</i>	<i>183.0</i>

Qualifying Classification

Position

34 **21 Phil STEWART**

SBK Behind **31.270**

Best Time **4:49.823** Best Speed **111.420** On **7** Gp

Lap	Lap Time	Lap Speed	Sector 1	Sector 2	Sector 3	Speed Trap
1	5:38.549	93.895		1:29.850	1:11.963	172.6
2	4:55.791	109.172	2:12.407	1:31.646	1:11.738	182.0
3	4:54.876	109.510	2:14.401	1:29.652	1:10.823	182.0
4	4:51.684	110.709	2:11.772	1:29.453	1:10.459	179.5
5	4:57.883	108.405	2:12.468	1:30.223		180.0
6	17:01.606	31.609		1:29.757	1:09.760	181.0
7	4:49.823	111.420	2:11.584	1:28.228	1:10.011	183.0
8	4:56.215	109.015	2:12.287	1:28.808		185.0
<i>Ideal</i>	<i>4:49.572</i>	<i>111.516</i>	<i>2:11.584</i>	<i>1:28.228</i>	<i>1:09.760</i>	<i>185.0</i>

35 **119 Kris DUNCAN**

SBK Behind **31.350**

Best Time **4:49.903** Best Speed **111.389** On **10** Gp

Lap	Lap Time	Lap Speed	Sector 1	Sector 2	Sector 3	Speed Trap
1	6:14.928	84.784		2:12.901	1:15.929	167.9
2	5:04.276	106.127	2:13.968	1:31.655	1:18.653	184.5
3	5:18.062	101.527	2:32.682	1:31.987	1:13.393	180.5
4	5:00.486	107.466	2:13.396	1:32.441		180.0
5	9:27.510	56.901		1:31.101	1:12.121	182.5
6	4:50.882	111.014	2:10.621	1:28.785	1:11.476	182.5
7	4:55.547	109.262	2:12.507	1:30.301		183.0
8	10:40.578	50.411		1:29.719	1:11.067	185.5
9	4:50.062	111.328	2:10.594	1:29.148	1:10.320	181.0
10	4:49.903	111.389	2:10.458	1:28.367	1:11.078	183.5
<i>Ideal</i>	<i>4:49.145</i>	<i>111.681</i>	<i>2:10.458</i>	<i>1:28.367</i>	<i>1:10.320</i>	<i>185.5</i>

36 **56 Ryan WHITEHALL**

SBK Behind **31.504**

Best Time **4:50.057** Best Speed **111.330** On **5** Gp

Lap	Lap Time	Lap Speed	Sector 1	Sector 2	Sector 3	Speed Trap
1	6:10.201	85.867		1:35.680	1:38.892	155.9
2	5:07.488	105.019	2:15.840	1:32.176		179.1
3	11:46.596	45.701		1:41.105	1:10.726	179.5
4	4:54.266	109.737	2:13.497	1:30.713	1:10.056	184.5
5	4:50.057	111.330	2:10.546	1:29.907	1:09.604	179.5
6	5:12.925	103.194	2:09.961	1:29.460		171.3
7	24:28.200	21.994		1:26.749	1:19.197	179.1
<i>Ideal</i>	<i>4:46.314</i>	<i>112.785</i>	<i>2:09.961</i>	<i>1:26.749</i>	<i>1:09.604</i>	<i>184.5</i>

SUPERBIKE

Q1: First Qualifying

Wednesday, 08 May 2024

DETAILED SECTOR ANALYSIS

Qualifying Classification

Position

37	25 Amalric BLANC	SBK	Behind	31.967		
Best Time	4:50.520	Best Speed	111.152	On 5 Gp		
Lap	Lap Time	Lap Speed	Sector 1	Sector 2	Sector 3	Speed Trap
1	6:38.781	79.713		2:07.017	1:19.564	165.0
2	5:03.734	106.317	2:19.462	1:31.308	1:12.964	177.7
3	4:55.484	109.285	2:14.173	1:30.091	1:11.220	171.8
4	4:53.879	109.882	2:13.704	1:28.963	1:11.212	174.0
5	4:50.520	111.152	2:11.266	1:29.409	1:09.845	185.0
6	5:08.000	104.844	2:17.630	1:34.445		175.8
<i>Ideal</i>	<i>4:50.074</i>	<i>111.323</i>	<i>2:11.266</i>	<i>1:28.963</i>	<i>1:09.845</i>	<i>185.0</i>

38	174 Laurent HOFFMANN	SBK	Behind	35.126		
Best Time	4:53.679	Best Speed	109.957	On 4 Gp		
Lap	Lap Time	Lap Speed	Sector 1	Sector 2	Sector 3	Speed Trap
1	6:16.172	84.504		1:39.379	1:14.312	163.8
2	5:03.527	106.389	2:15.347	1:33.809	1:14.371	180.0
3	5:04.107	106.186	2:17.484	1:33.519	1:13.104	167.5
4	4:53.679	109.957	2:13.309	1:30.416	1:09.954	181.5
5	5:01.712	107.029	2:12.424	1:31.888		184.0
<i>Ideal</i>	<i>4:52.794</i>	<i>110.289</i>	<i>2:12.424</i>	<i>1:30.416</i>	<i>1:09.954</i>	<i>184.0</i>

39	58 Paul WILLIAMS	SBK	Behind	36.474		
Best Time	4:55.027	Best Speed	109.454	On 7 Gp		
Lap	Lap Time	Lap Speed	Sector 1	Sector 2	Sector 3	Speed Trap
1	6:34.541	80.570		1:35.540	1:17.880	157.7
2	5:04.988	105.880	2:17.641	1:33.238	1:14.109	172.6
3	4:58.010	108.359	2:13.673	1:32.049	1:12.288	178.6
4	5:00.969	107.293	2:13.768	1:32.213		173.1
5	18:15.984	29.464		1:31.383	1:11.481	177.2
6	4:55.791	109.172	2:12.553	1:31.942	1:11.296	176.3
7	4:55.027	109.454	2:12.304	1:31.492	1:11.231	175.3
8	4:55.939	109.117	2:12.734	1:31.140		174.0
<i>Ideal</i>	<i>4:54.675</i>	<i>109.585</i>	<i>2:12.304</i>	<i>1:31.140</i>	<i>1:11.231</i>	<i>178.6</i>

Qualifying Classification

Position

40	39 Martin MORRIS	SBK	Behind	37.221		
Best Time	4:55.774	Best Speed	109.178	On 6 Gp		
Lap	Lap Time	Lap Speed	Sector 1	Sector 2	Sector 3	Speed Trap
1	6:07.096	86.593		1:33.490	1:13.688	158.4
2	5:02.317	106.815	2:15.583	1:31.668	1:15.066	166.2
3	4:57.999	108.363	2:13.264	1:31.385		186.5
4	15:25.515	34.891		1:31.298	1:11.597	187.6
5	4:55.990	109.098	2:11.005	1:33.940	1:11.045	187.6
6	4:55.774	109.178	2:11.190	1:30.860		185.0
<i>Ideal</i>	<i>4:52.910</i>	<i>110.245</i>	<i>2:11.005</i>	<i>1:30.860</i>	<i>1:11.045</i>	<i>187.6</i>

41	19 Jean Pierre POLET	SBK	Behind	38.783		
Best Time	4:57.336	Best Speed	108.604	On 3 Gp		
Lap	Lap Time	Lap Speed	Sector 1	Sector 2	Sector 3	Speed Trap
1	5:47.251	91.542		1:33.159	1:14.065	172.6
2	4:57.795	108.437	2:14.876	1:31.801	1:11.118	176.3
3	4:57.336	108.604	2:14.445	1:30.326	1:12.565	175.3
4	5:21.577	100.418	2:25.729	1:42.866	1:12.982	140.0
5	4:57.764	108.448	2:14.433	1:30.912	1:12.419	175.8
6	5:21.891	100.320	2:17.502	1:33.241		173.1
7	16:31.069	32.583		1:40.706		174.0
<i>Ideal</i>	<i>4:55.877</i>	<i>109.140</i>	<i>2:14.433</i>	<i>1:30.326</i>	<i>1:11.118</i>	<i>176.3</i>

42	44 Liam CHAWKE	SBK	Behind	43.665		
Best Time	5:02.218	Best Speed	106.850	On 8 Gp		
Lap	Lap Time	Lap Speed	Sector 1	Sector 2	Sector 3	Speed Trap
1	6:34.241	80.631		1:37.950	1:20.860	129.2
2	5:09.411	104.366	2:19.630	1:34.386	1:15.395	160.3
3	5:08.710	104.603	2:19.278	1:34.876	1:14.556	156.9
4	5:07.981	104.851	2:16.065	1:33.850		178.6
5	18:57.632	28.385		1:34.346	1:15.371	180.0
6	5:04.647	105.998	2:16.876	1:33.964	1:13.807	174.4
7	5:03.440	106.420	2:16.293	1:32.760	1:14.387	170.5
8	5:02.218	106.850	2:16.863	1:31.679	1:13.676	181.0
9	5:03.194	106.506	2:15.108	1:32.669	1:15.417	180.5
<i>Ideal</i>	<i>5:00.463</i>	<i>107.474</i>	<i>2:15.108</i>	<i>1:31.679</i>	<i>1:13.676</i>	<i>181.0</i>

SUPERBIKE

Q1: First Qualifying

Wednesday, 08 May 2024

DETAILED SECTOR ANALYSIS

Qualifying Classification

Position

43 88 Sean McTAGGART

SBK Behind **44.172**

Best Time **5:02.725** Best Speed **106.671** On **3** Gp

Lap	Lap Time	Lap Speed	Sector 1	Sector 2	Sector 3	Speed Trap
1	5:51.126	90.532		1:35.670	1:15.560	163.4
2	5:05.075	105.849	2:17.488	1:33.500	1:14.087	173.5
3	5:02.725	106.671	2:15.240	1:33.450	1:14.035	176.7
4	5:11.858	103.547	2:16.015	1:35.529		170.5
<i>Ideal</i>	<i>5:02.725</i>	<i>106.671</i>	<i>2:15.240</i>	<i>1:33.450</i>	<i>1:14.035</i>	<i>176.7</i>

44 109 Neil KERNOHAN

SBK Behind **44.922**

Best Time **5:03.475** Best Speed **106.407** On **2** Gp

Lap	Lap Time	Lap Speed	Sector 1	Sector 2	Sector 3	Speed Trap
1	6:10.968	85.689		1:33.924	1:14.071	155.1
2	5:03.475	106.407	2:16.060	1:32.728	1:14.687	169.2
3	5:04.485	106.054	2:14.618	1:31.976		182.5
<i>Ideal</i>	<i>5:00.665</i>	<i>107.402</i>	<i>2:14.618</i>	<i>1:31.976</i>	<i>1:14.071</i>	<i>182.5</i>

Non Qualifiers

Position

43 Sam JOHNSON

SBK Behind **41.501**

Best Time **5:00.054** Best Speed **107.621** On **2** Gp

Lap	Lap Time	Lap Speed	Sector 1	Sector 2	Sector 3	Speed Trap
1	6:03.050	87.558		1:33.863	1:15.775	165.0
2	5:00.054	107.621	2:15.003	1:30.708	1:14.343	179.1
<i>Ideal</i>	<i>5:00.054</i>	<i>107.621</i>	<i>2:15.003</i>	<i>1:30.708</i>	<i>1:14.343</i>	<i>179.1</i>

93 Paul CRANSTON

SBK Behind **51.097**

Best Time **5:09.650** Best Speed **104.285** On **4** Gp

Lap	Lap Time	Lap Speed	Sector 1	Sector 2	Sector 3	Speed Trap
1	6:44.029	78.678		1:43.736		144.2
2	7:32.651	71.340		1:37.829	1:17.200	159.9
3	5:12.239	103.421	2:20.860	1:36.524	1:14.855	163.8
4	5:09.650	104.285	2:18.158	1:36.307	1:15.185	168.3
5	5:12.902	103.202	2:18.604	1:35.994		158.1
<i>Ideal</i>	<i>5:09.007</i>	<i>104.502</i>	<i>2:18.158</i>	<i>1:35.994</i>	<i>1:14.855</i>	<i>168.3</i>

Non Qualifiers

Position

55 Donald MacFADYEN

SBK Behind **51.995**

Best Time **5:10.548** Best Speed **103.984** On **4** Gp

Lap	Lap Time	Lap Speed	Sector 1	Sector 2	Sector 3	Speed Trap
1	6:36.382	80.195		1:41.898	1:23.952	145.4
2	5:27.489	98.605	2:28.876	1:37.896	1:20.717	154.1
3	5:11.688	103.604	2:20.882	1:34.707	1:16.099	172.2
4	5:10.548	103.984	2:20.127	1:33.939	1:16.482	168.3
5	5:15.089	102.485	2:22.290	1:36.289	1:16.510	159.9
6	5:18.586	101.360	2:19.298	1:36.626		174.4
7	8:11.050	65.761		1:35.111	1:16.018	171.8
8	5:20.810	100.658	2:20.676	1:37.544		164.6
<i>Ideal</i>	<i>5:09.255</i>	<i>104.419</i>	<i>2:19.298</i>	<i>1:33.939</i>	<i>1:16.018</i>	<i>174.4</i>

69 Brad CLARKE

SBK Behind **52.554**

Best Time **5:11.107** Best Speed **103.797** On **7** Gp

Lap	Lap Time	Lap Speed	Sector 1	Sector 2	Sector 3	Speed Trap
1	6:19.246	83.819		1:38.976	1:19.589	161.9
2	5:22.099	100.255	2:24.297	1:38.983	1:18.819	163.4
3	5:12.318	103.395	2:20.493	1:36.470	1:15.355	167.1
4	5:12.431	103.357	2:19.141	1:35.162		169.6
5	9:53.768	54.385		1:34.937	1:15.436	170.5
6	5:17.707	101.641	2:20.832	1:39.056	1:17.819	161.9
7	5:11.107	103.797	2:22.011	1:34.863	1:14.233	157.7
8	5:14.563	102.657	2:18.368	1:36.389		166.2
9	12:01.117	44.781		1:35.371		167.9
<i>Ideal</i>	<i>5:07.464</i>	<i>105.027</i>	<i>2:18.368</i>	<i>1:34.863</i>	<i>1:14.233</i>	<i>170.5</i>

54 Paul CASSIDY

SBK Behind **53.027**

Best Time **5:11.580** Best Speed **103.640** On **5** Gp

Lap	Lap Time	Lap Speed	Sector 1	Sector 2	Sector 3	Speed Trap
1	5:49.162	91.041		1:35.317	1:17.503	173.1
2	5:15.494	102.354	2:15.268	1:40.662	1:19.564	173.1
3	5:17.248	101.788	2:19.995	1:35.726		170.5
4	18:54.700	28.459		1:34.966	1:16.721	169.6
5	5:11.580	103.640	2:20.833	1:34.575	1:16.172	170.9
6	5:14.289	102.746	2:21.064	1:37.748	1:15.477	168.7
7	5:29.244	98.079	2:32.364	1:36.359		169.6
<i>Ideal</i>	<i>5:05.320</i>	<i>105.764</i>	<i>2:15.268</i>	<i>1:34.575</i>	<i>1:15.477</i>	<i>173.1</i>

SUPERBIKE

Q1: First Qualifying

Wednesday, 08 May 2024

DETAILED SECTOR ANALYSIS

Non Qualifiers

Position

85 Olivier LUPBERGER

SBK Behind **54.976**

Best Time **5:13.529** Best Speed **102.995** On **3** Gp

Lap	Lap Time	Lap Speed	Sector 1	Sector 2	Sector 3	Speed Trap
1	6:00.712	88.126	1:34.154	1:15.997		152.3
2	5:16.995	101.869	2:21.355	1:37.065	1:18.575	156.6
3	5:13.529	102.995	2:19.053	1:36.576		165.8
<i>Ideal</i>	<i>5:09.204</i>	<i>104.436</i>	<i>2:19.053</i>	<i>1:34.154</i>	<i>1:15.997</i>	<i>165.8</i>

143 Stephen DEGNAN

SBK Behind **1:00.607**

Best Time **5:19.160** Best Speed **101.178** On **6** Gp

Lap	Lap Time	Lap Speed	Sector 1	Sector 2	Sector 3	Speed Trap
1	6:35.647	80.344		1:39.978	1:23.826	138.3
2	5:27.207	98.690	2:28.031	1:37.856	1:21.320	151.3
3	5:20.207	100.847	2:24.391	1:36.200	1:19.616	152.7
4	5:27.425	98.624	2:24.937	1:38.653		158.4
5	12:25.634	43.308		1:37.016	1:20.367	124.5
6	5:19.160	101.178	2:24.293	1:36.671	1:18.196	156.2
7	5:20.323	100.811	2:22.455	1:37.987	1:19.881	158.1
8	5:19.666	101.018	2:22.754	1:38.708	1:18.204	163.4
9	5:27.467	98.611	2:24.784	1:37.905		157.7
<i>Ideal</i>	<i>5:16.851</i>	<i>101.915</i>	<i>2:22.455</i>	<i>1:36.200</i>	<i>1:18.196</i>	<i>163.4</i>

90 Craig KENNELLY

SBK Behind **1:00.752**

Best Time **5:19.305** Best Speed **101.132** On **10** Gp

Lap	Lap Time	Lap Speed	Sector 1	Sector 2	Sector 3	Speed Trap
1	7:34.667	69.915		1:43.618	1:23.252	153.7
2	5:32.721	97.054	2:29.612	1:41.286	1:21.823	157.3
3	5:30.176	97.802	2:28.851	1:39.957	1:21.368	148.3
4	5:24.641	99.470	2:26.801	1:38.568	1:19.272	155.9
5	5:26.295	98.966	2:29.793	1:37.950	1:18.552	154.4
6	5:25.725	99.139	2:25.724	1:40.172	1:19.829	153.0
7	5:21.944	100.303	2:25.230	1:36.556	1:20.158	158.4
8	5:47.685	92.877	2:26.513	1:51.188		156.2
9	10:49.609	49.710		1:46.420	1:19.326	162.6
10	5:19.305	101.132	2:24.048	1:36.807	1:18.450	161.5
<i>Ideal</i>	<i>5:19.054</i>	<i>101.212</i>	<i>2:24.048</i>	<i>1:36.556</i>	<i>1:18.450</i>	<i>162.6</i>

Non Qualifiers

Position

12 Kevin KEYES

SBK Behind **1:03.729**

Best Time **5:22.282** Best Speed **100.198** On **2** Gp

Lap	Lap Time	Lap Speed	Sector 1	Sector 2	Sector 3	Speed Trap
1	7:54.069	67.054		1:33.178	1:12.623	157.7
2	5:22.282	100.198	2:13.183	1:34.830	1:34.269	168.7
<i>Ideal</i>	<i>4:58.984</i>	<i>108.006</i>	<i>2:13.183</i>	<i>1:33.178</i>	<i>1:12.623</i>	<i>168.7</i>

64 Don GILBERT

SBK Behind **2:38.728**

Best Time **6:57.281** Best Speed **77.387** On **1** Gp

Lap	Lap Time	Lap Speed	Sector 1	Sector 2	Sector 3	Speed Trap
1	6:57.281	76.179		2:00.084		149.6
<i>Ideal</i>	<i>0.000</i>	<i>0.000</i>		<i>2:00.084</i>		<i>149.6</i>

BRIGGS EQUIPMENT NORTH WEST 2000

SUPERBIKE

Q1: First Qualifying

SECTOR ANALYSIS

Perfect Lap (sum of best sectors) = 4:18.029



IDEAL / BEST COMPARISON

SECTOR 1 FINISH - BALLYSALLY			SECTOR 2 BALLYSALLY - METROPOLE			SECTOR 3 METROPOLE - FINISH			IDEAL / BEST COMPARISON				
Pos	No	Name	Time	No	Name	Time	Pos	No	Name	Time	Best Time	Diff	
1	74	Davey TODD	1:56.233	1	Glenn IRWIN	1:18.708	1	1	Glenn IRWIN	4:18.553	4:18.553	0.000	
2	1	Glenn IRWIN	1:56.757	74	Davey TODD	1:20.340	2	74	Davey TODD	4:19.681	4:19.910	0.229	
3	6	Michael DUNLOP	1:58.127	6	Michael DUNLOP	1:20.437	3	6	Michael DUNLOP	4:22.814	4:22.814	0.000	
4	5	Dean HARRISON	1:58.812	5	Dean HARRISON	1:21.719	4	60	Peter HICKMAN	4:25.023	4:25.023	0.000	
5	60	Peter HICKMAN	1:59.420	60	Peter HICKMAN	1:21.769	5	5	Dean HARRISON	4:24.732	4:25.219	0.487	
6	2	John McGUINNESS	2:00.445	8	Ian HUTCHINSON	1:22.650	6	8	Ian HUTCHINSON	4:29.182	4:29.182	0.000	
7	8	Ian HUTCHINSON	2:00.936	2	John McGUINNESS	1:23.305	7	2	John McGUINNESS	4:28.755	4:29.706	0.951	
8	37	James HILLIER	2:01.767	38	Erno KOSTAMO	1:23.544	8	37	James HILLIER	4:31.826	4:32.014	0.188	
9	24	Conor CUMMINS	2:02.649	24	Conor CUMMINS	1:23.693	9	38	Erno KOSTAMO	4:32.482	4:32.482	0.000	
10	96	Dom HERBERTSON	2:02.761	37	James HILLIER	1:23.746	10	24	Conor CUMMINS	4:32.924	4:32.924	0.000	
11	22	Paul JORDAN	2:02.884	22	Paul JORDAN	1:23.847	11	22	Paul JORDAN	4:33.482	4:33.970	0.488	
12	38	Erno KOSTAMO	2:03.007	96	Dom HERBERTSON	1:24.080	12	96	Dom HERBERTSON	4:33.449	4:34.977	1.528	
13	156	Adam McLEAN	2:03.320	9	Craig NEVE	1:24.297	13	156	Adam McLEAN	4:34.631	4:35.503	0.872	
14	4	Michael RUTTER	2:03.998	20	Michael EVANS	1:24.353	14	65	Michael SWEENEY	4:35.728	4:35.728	0.000	
15	65	Michael SWEENEY	2:04.083	156	Adam McLEAN	1:24.380	15	23	David JOHNSON	4:36.802	4:36.802	0.000	
16	7	Sam WEST	2:04.665	65	Michael SWEENEY	1:24.536	16	7	Sam WEST	4:37.079	4:37.136	0.057	
17	23	David JOHNSON	2:05.130	23	David JOHNSON	1:24.870	17	9	Craig NEVE	4:37.162	4:37.433	0.271	
18	15	Nathan HARRISON	2:05.182	7	Sam WEST	1:24.993	18	4	Michael RUTTER	4:37.978	4:38.617	0.639	
19	20	Michael EVANS	2:05.251	18	Lukas MAURER	1:25.685	19	20	Michael EVANS	4:36.365	4:38.941	2.576	
20	16	Mike BROWNE	2:05.338	4	Michael RUTTER	1:25.894	20	18	Lukas MAURER	4:38.990	4:38.990	0.000	
21	9	Craig NEVE	2:05.339	15	Nathan HARRISON	1:25.899	21	15	Nathan HARRISON	4:39.630	4:40.794	1.164	
22	18	Lukas MAURER	2:06.399	91	Julian TRUMMER	1:26.342	22	66	Ryan GIBSON	4:42.972	4:42.972	0.000	
23	66	Ryan GIBSON	2:06.798	231	Marcus SIMPSON	1:26.661	23	111	Brian McCORMACK	4:42.733	4:44.543	1.810	
24	45	James CHAWKE	2:07.788	111	Brian McCORMACK	1:26.663	24	16	Mike BROWNE	4:42.939	4:44.620	1.681	
25	231	Marcus SIMPSON	2:07.885	56	Ryan WHITEHALL	1:26.749	25	91	Julian TRUMMER	4:44.766	4:44.766	0.000	
26	48	Eddy FERRE	2:08.032	16	Mike BROWNE	1:26.924	26	231	Marcus SIMPSON	4:44.497	4:45.119	0.622	
27	111	Brian McCORMACK	2:08.040	78	Emmet O'GRADY	1:27.363	27	48	Eddy FERRE	4:44.953	4:45.202	0.249	
28	78	Emmet O'GRADY	2:08.171	48	Eddy FERRE	1:27.647	28	78	Emmet O'GRADY	4:45.579	4:46.055	0.476	
29	36	Jonathan GOETSCHY	2:08.544	66	Ryan GIBSON	1:27.768	29	36	Jonathan GOETSCHY	4:46.658	4:46.658	0.000	
30	46	Anthony REDMOND	2:08.618	21	Phil STEWART	1:28.228	30	45	James CHAWKE	4:45.872	4:47.062	1.190	
31	10	Marty LENNON	2:08.732	119	Kris DUNCAN	1:28.367	31	46	Anthony REDMOND	4:47.747	4:48.570	0.823	
32	91	Julian TRUMMER	2:08.915	46	Anthony REDMOND	1:28.375	32	10	Marty LENNON	4:48.946	4:49.283	0.337	
33	56	Ryan WHITEHALL	2:09.961	32	Luca GOTTARDI	1:28.418	33	32	Luca GOTTARDI	4:47.846	4:49.706	1.860	
34	32	Luca GOTTARDI	2:10.083	36	Jonathan GOETSCHY	1:28.510	34	21	Phil STEWART	4:49.572	4:49.823	0.251	
35	119	Kris DUNCAN	2:10.458	25	Amalric BLANC	1:28.963	35	119	Kris DUNCAN	4:49.145	4:49.903	0.758	
36	39	Martin MORRIS	2:11.005	45	James CHAWKE	1:29.008	36	56	Ryan WHITEHALL	4:46.314	4:50.057	3.743	
37	25	Amalric BLANC	2:11.266	19	Jean Pierre POLET	1:30.326	37	25	Amalric BLANC	4:50.074	4:50.520	0.446	
38	21	Phil STEWART	2:11.584	174	Laurent HOFFMANN	1:30.416	38	174	Laurent HOFFMANN	4:52.794	4:53.679	0.885	
39	58	Paul WILLIAMS	2:12.304	10	Marty LENNON	1:30.456	39	58	Paul WILLIAMS	4:54.675	4:55.027	0.352	
40	174	Laurent HOFFMANN	2:12.424	43	Sam JOHNSON	1:30.708	40	39	Martin MORRIS	4:52.910	4:55.774	2.864	
41	12	Kevin KEYES	2:13.183	39	Martin MORRIS	1:30.860	41	19	Jean Pierre POLET	4:55.877	4:57.336	1.459	
42	19	Jean Pierre POLET	2:14.433	58	Paul WILLIAMS	1:31.140	42	43	Sam JOHNSON	5:00.054	5:00.054	0.000	
43	109	Neil KERNOHAN	2:14.618	44	Liam CHAWKE	1:31.679	43	44	Liam CHAWKE	5:00.463	5:02.218	1.755	
44	43	Sam JOHNSON	2:15.003	109	Neil KERNOHAN	1:31.976	44	88	Sean McTAGGART	5:02.725	5:02.725	0.000	
45	44	Liam CHAWKE	2:15.108	12	Kevin KEYES	1:33.178	45	109	Neil KERNOHAN	5:00.665	5:03.475	2.810	
46	88	Sean McTAGGART	2:15.240	88	Sean McTAGGART	1:33.450	46	93	Paul CRANSTON	5:09.007	5:09.650	0.643	
47	54	Paul CASSIDY	2:15.268	55	Donald MacFADYEN	1:33.939	47	55	Donald MacFADYEN	5:09.255	5:10.548	1.293	
48	93	Paul CRANSTON	2:18.158	85	Olivier LUPBERGER	1:34.154	48	69	Brad CLARKE	5:07.464	5:11.107	3.643	
49	69	Brad CLARKE	2:18.368	54	Paul CASSIDY	1:34.575	49	54	Paul CASSIDY	5:05.320	5:11.580	6.260	
50	85	Olivier LUPBERGER	2:19.053	69	Brad CLARKE	1:34.863	50	85	Olivier LUPBERGER	5:09.204	5:13.529	4.325	
51	55	Donald MacFADYEN	2:19.298	93	Paul CRANSTON	1:35.994	51	143	Stephen DEGNAN	5:16.851	5:19.160	2.309	
52	143	Stephen DEGNAN	2:22.455	143	Stephen DEGNAN	1:36.200	52	90	Craig KENNELLY	5:19.054	5:19.305	0.251	
53	90	Craig KENNELLY	2:24.048	90	Craig KENNELLY	1:36.556	53	12	Kevin KEYES	4:58.984	5:22.282	23.298	
				64	Don GILBERT	2:00.084							



BRIGGS EQUIPMENT NORTH WEST 2000

SUPERBIKE

Q1: First Qualifying
Wednesday, 08 May 2024



NW200

SPEED TRAP ON APPROACH TO UNIVERSITY

Class	No/Name	Fastest	Lap 1	Lap 2	Lap 3	Lap 4	Lap 5	Lap 6	Lap 7	Lap 8	Lap 9	Lap 10	Lap 11	Lap 12
SBK	74 Davey TODD	204.7	200.4	202.8	200.4	200.4	204.7	202.8	201.6	204.0	204.7	201.6	204.0	201.0
SBK	8 Ian HUTCHINSON	204.7	195.7	194.0	201.0	202.2	204.0	202.2	202.2	201.0	204.7			
SBK	1 Glenn IRWIN	202.2	186.0	199.8	200.4	199.8	201.6	199.8	201.6	201.6	199.8	202.2	202.2	
SBK	96 Dom HERBERTSON	201.6	199.2	199.8	201.6	169.2	195.7	200.4	194.6					
SBK	6 Michael DUNLOP	201.0	197.5	199.2	185.0	198.6	198.6	198.6	201.0	197.5	198.6			
SBK	60 Peter HICKMAN	199.2	199.2	196.9	195.7	198.0	196.9	197.5	195.2	198.0	190.7			
SBK	5 Dean HARRISON	198.6	198.6	191.3	175.8	178.1	190.7	196.3	195.2	194.0	196.9	196.9	195.2	195.7
SBK	4 Michael RUTTER	196.9	195.2	196.9	186.5	173.1	163.8							
SBK	9 Craig NEVE	196.9	196.3	195.2	177.7	191.3	191.8	193.5	191.3	192.9	194.6	196.9		
SBK	22 Paul JORDAN	196.3	195.7	186.0	194.6	196.3	158.8	165.0	182.0	186.0	189.7	164.2		
SBK	7 Sam WEST	196.3	194.0	193.5	194.6	193.5	192.9	192.4	192.9	194.0	191.8	191.8	196.3	190.7
SBK	15 Nathan HARRISON	196.3	148.3	182.5	191.3	192.4	196.3	188.1	190.7	190.7	190.7	171.3		
SBK	16 Mike BROWNE	195.7	167.1	189.7	195.7	194.0	163.4							
SBK	2 John McGUINNESS	195.2	189.1	190.2	192.9	194.6	151.0	195.2	194.6	193.5	177.7			
SBK	37 James HILLIER	194.6	186.0	192.4	193.5	194.6	192.4	190.7	192.9	192.4	192.4			
SBK	38 Erno KOSTAMO	194.6	162.6	193.5	194.6	188.6	190.7	180.0	184.5	194.0	183.5			
SBK	24 Conor CUMMINS	194.6	191.3	191.8	190.7	194.6								
SBK	23 David JOHNSON	194.6	159.9	184.0	194.6	181.0	190.7	192.4	180.5	192.4				
SBK	20 Michael EVANS	192.4	180.0	183.0	191.3	191.3	191.8	190.2	189.7	192.4				
SBK	156 Adam McLEAN	191.3	168.3	180.5	191.3	191.3	189.1	190.2	158.1					
SBK	231 Marcus SIMPSON	190.7	181.0	186.0	187.0	190.7	189.1	188.1	188.6	188.1				
SBK	111 Brian McCORMACK	190.2	181.5	189.1	189.1	190.2	189.1	187.6	188.6					
SBK	36 Jonathan GOETSCHY	189.7	179.1	179.5	174.4	188.6	185.5	176.7	189.7	175.8				
SBK	65 Michael SWEENEY	189.1	151.0	187.0	189.1	186.0	180.0							
SBK	91 Julian TRUMMER	188.6	168.7	183.0	184.0	185.0	186.5	185.0	185.5	186.0	188.6			
SBK	48 Eddy FERRE	188.1	159.9	180.5	184.5	182.5	185.0	188.1	137.4					
SBK	39 Martin MORRIS	187.6	158.4	166.2	186.5	187.6	187.6	185.0						
SBK	66 Ryan GIBSON	187.0	184.0	183.5	174.9	180.5	173.1	181.5	184.5	187.0	185.0	183.0		
SBK	119 Kris DUNCAN	185.5	167.9	184.5	180.5	180.0	182.5	182.5	183.0	185.5	181.0	183.5		
SBK	46 Anthony REDMOND	185.5	175.8	184.0	185.5	183.0	181.5	182.0						
SBK	25 Amalric BLANC	185.0	165.0	177.7	171.8	174.0	185.0	175.8						
SBK	21 Phil STEWART	185.0	172.6	182.0	182.0	179.5	180.0	181.0	183.0	185.0				
SBK	56 Ryan WHITEHALL	184.5	155.9	179.1	179.5	184.5	179.5	171.3	179.1					
SBK	18 Lukas MAURER	184.5	149.6	181.5	182.5	184.0	184.5	184.5	177.2	182.0	179.5	177.2		
SBK	174 Laurent HOFFMANN	184.0	163.8	180.0	167.5	181.5	184.0							
SBK	10 Marty LENNON	183.5	173.1	173.1	180.0	183.5	179.1	183.5	181.5	175.3	168.3			
SBK	32 Luca GOTTARDI	183.0	181.0	183.0	170.0	174.9	170.9	170.5	169.2	181.5				
SBK	45 James CHAWKE	182.5	150.6	180.5	181.0	179.5	171.8	181.5	182.5	181.0	181.0	180.5		
SBK	109 Neil KERNOHAN	182.5	155.1	169.2	182.5									
SBK	78 Emmet O'GRADY	181.0	171.3	173.1	180.0	177.7	181.0	171.3	174.0	175.3				
SBK	44 Liam CHAWKE	181.0	129.2	160.3	156.9	178.6	180.0	174.4	170.5	181.0	180.5			
SBK	43 Sam JOHNSON	179.1	165.0	179.1										
SBK	58 Paul WILLIAMS	178.6	157.7	172.6	178.6	173.1	177.2	176.3	175.3	174.0				
SBK	88 Sean McTAGGART	176.7	163.4	173.5	176.7	170.5								
SBK	19 Jean Pierre POLET	176.3	172.6	176.3	175.3	140.0	175.8	173.1	174.0					
SBK	55 Donald MacFADYEN	174.4	145.4	154.1	172.2	168.3	159.9	174.4	171.8	164.6				
SBK	54 Paul CASSIDY	173.1	173.1	173.1	170.5	169.6	170.9	168.7	169.6					
SBK	69 Brad CLARKE	170.5	161.9	163.4	167.1	169.6	170.5	161.9	157.7	166.2	167.9			
SBK	12 Kevin KEYES	168.7	157.7	168.7										
SBK	93 Paul CRANSTON	168.3	144.2	159.9	163.8	168.3	158.1							
SBK	85 Olivier LUPBERGER	165.8	152.3	156.6	165.8									
SBK	143 Stephen DEGNAN	163.4	138.3	151.3	152.7	158.4	124.5	156.2	158.1	163.4	157.7			



BRIGGS EQUIPMENT NORTH WEST 2000

SUPERBIKE

Q1: First Qualifying
Wednesday, 08 May 2024



NW200

SPEED TRAP ON APPROACH TO UNIVERSITY

Class	No/Name	Fastest	Lap 1	Lap 2	Lap 3	Lap 4	Lap 5	Lap 6	Lap 7	Lap 8	Lap 9	Lap 10	Lap 11	Lap 12
SBK	90 Craig KENNELLY	162.6	153.7	157.3	148.3	155.9	154.4	153.0	158.4	156.2	162.6	161.5		
SBK	64 Don GILBERT	149.6	149.6											



BRIGGS EQUIPMENT NORTH WEST 2000 SUPERBIKE

Q2: Second Qualifying
Thursday, 09 May 2024



Qualifying Time

5:06.864


Qualifying Speed

105.232

Pos	Class	No	Name	Machine / Sponsor	Best Lap			Total Laps	Qualifying Laps	
					Time	Behind	Speed			
Qualifying Classification										
1	SBK	1	Glenn IRWIN	Ducati - Hager PBM Ducati	4:16.433		125.928	10	11	8
2	SBK	74	Davey TODD	BMW - Milwaukee BMW	4:18.663	2.230	124.842	9	10	9
3	SBK	6	Michael DUNLOP	Honda - MasterMac Honda by Hawk Racing	4:20.933	4.500	123.756	8	9	6
4	SBK	5	Dean HARRISON	Honda - Honda Racing UK	4:22.315	5.882	123.104	10	10	8
5	SBK	60	Peter HICKMAN	BMW - PHR Performance	4:22.411	5.978	123.059	7	7	5
6	SBK	24	Conor CUMMINS	Honda - Milenco by Padgett's Motorcycles	4:24.249	7.816	122.203	7	10	8
7	SBK	2	John McGUINNESS	Honda - Honda Racing UK	4:26.115	9.682	121.346	10	11	9
8	SBK	37	James HILLIER	Honda - WTF Racing	4:26.900	10.467	120.989	9	9	8
9	SBK	22	Paul JORDAN	Honda - Jackson Racing by Prosper2	4:28.926	12.493	120.078	6	8	7
10	SBK	38	Erno KOSTAMO	BMW - 38 Motorsport ny Penz13	4:29.577	13.144	119.788	5	9	7
11	SBK	156	Adam McLEAN	Kawasaki - JMCC Roofing Racing	4:30.071	13.638	119.569	9	9	6
12	SBK	96	Dom HERBERTSON	BMW - Burrows by RK Racing	4:30.773	14.340	119.259	8	10	9
13	SBK	4	Michael RUTTER	BMW - Bathams Racing	4:31.341	14.908	119.009	4	7	5
14	SBK	8	Ian HUTCHINSON	Honda - Milenco by Padgett's Motorcycles	4:32.180	15.747	118.642	6	8	4
15	SBK	9	Craig NEVE	Honda - Bathams Racing	4:32.614	16.181	118.453	10	10	8
16	SBK	16	Mike BROWNE	Aprilia - IN Competition	4:32.654	16.221	118.436	3	9	6
17	SBK	23	David JOHNSON	Kawasaki - Platinum Club Racing Kawasaki	4:32.998	16.565	118.287	9	10	8
18	SBK	7	Sam WEST	BMW - Moto-Hub.co.uk	4:33.160	16.727	118.216	2	4	3
19	SBK	231	Marcus SIMPSON	Honda - LMR by Jon Cuff Electrical	4:33.464	17.031	118.085	10	12	10
20	SBK	65	Michael SWEENEY	BMW - MJR Racing	4:33.466	17.033	118.084	3	4	2
21	SBK	20	Michael EVANS	Suzuki - Michael Evans Racing	4:33.783	17.350	117.947	8	9	6
22	SBK	111	Brian McCORMACK	BMW - Roadhouse Macau by FHO	4:35.169	18.736	117.353	9	10	8
23	SBK	17	Gary McCOY	BMW - MadBros Racing	4:35.622	19.189	117.160	9	9	8
24	SBK	15	Nathan HARRISON	Honda - Honda Racing UK	4:36.229	19.796	116.903	3	5	3
25	SBK	48	Eddy FERRE	BMW - Optimark Road Racing	4:36.350	19.917	116.852	11	11	9
26	SBK	91	Julian TRUMMER	Honda - Jackson Racing by Prosper2	4:36.794	20.361	116.664	8	11	9
27	SBK	66	Ryan GIBSON	BMW - Gibson Motors/A G Wilson	4:36.828	20.395	116.650	9	9	7
28	SBK	174	Laurent HOFFMANN	BMW - Hoffmann by MRP	4:37.382	20.949	116.417	8	9	6
29	SBK	25	Amalric BLANC	Honda - Team B&M / HML	4:38.388	21.955	115.996	7	7	5
30	SBK	32	Luca GOTTARDI	BMW - Penz13 Racing Team by Cerin	4:39.557	23.124	115.511	7	8	5
31	SBK	78	Emmet O'GRADY	Honda - TAG Racing	4:40.142	23.709	115.270	8	9	5
32	SBK	36	Jonathan GOETSCHY	BMW - Optimark Road Racing	4:40.850	24.417	114.980	6	7	6
33	SBK	45	James CHAWKE	Suzuki - Chawkie Racing SC	4:42.355	25.922	114.367	3	10	8
34	SBK	119	Kris DUNCAN	Yamaha - KD/TCC Racing/NSB Contracts	4:43.070	26.637	114.078	8	9	7
35	SBK	56	Ryan WHITEHALL	Yamaha - WR Racing	4:43.262	26.829	114.000	5	6	3
36	SBK	21	Phil STEWART	Honda - Phil Stewart Racing	4:43.847	27.414	113.766	4	5	3
37	SBK	10	Marty LENNON	Yamaha - ML Designs	4:46.854	30.421	112.573	7	8	4
38	SBK	43	Sam JOHNSON	Suzuki	4:50.707	34.274	111.081	8	9	5
39	SBK	54	Paul CASSIDY	Yamaha	4:52.138	35.705	110.537	8	9	7
40	SBK	44	Liam CHAWKE	Suzuki - Chawkie Racing SC	4:54.967	38.534	109.477	3	10	7
41	SBK	88	Sean McTAGGART	BMW - SDM Racing	4:55.207	38.774	109.388	4	5	2
42	SBK	58	Paul WILLIAMS	Yamaha - Lee Williams Motorsports	4:57.086	40.653	108.696	4	6	2
43	SBK	55	Donald MacFADYEN	Yamaha - MacFadyen Racing	4:57.458	41.025	108.560	2	4	2
44	SBK	19	Jean Pierre POLET	BMW - Road's Warrior	4:58.018	41.585	108.356	7	7	3
45	SBK	90	Craig KENNELLY	Kawasaki - Residio Racing	4:59.190	42.757	107.931	10	10	6
46	SBK	93	Paul CRANSTON	Suzuki - P & J Fuel Haulage	5:02.659	46.226	106.694	3	4	3
47	SBK	69	Brad CLARKE	Suzuki - Powerslide Racing Suzuki	5:03.042	46.609	106.559	6	9	4
Non Qualifiers										
SBK		39	Martin MORRIS	Honda	4:46.139	29.706	112.854	3	4	1
SBK		143	Stephen DEGNAN	Kawasaki	5:08.245	51.812	104.761	9	10	0
SBK		12	Kevin KEYES	Yamaha - Daracore Racing	6:41.172	2:24.739	80.494	1	1	0

Provisional result to be confirmed by the Stewards of the Meeting subject to completion of technical inspections & the time limit for protests

Page 1 / 1

Circuit	The Triangle	Signed	Organising Club	Coleraine & D MC
Length(miles)	8.9700 Lap 1 (8.8300)		Qualifying Started	10:31
Weather	Cloudy	Chief Timekeeper		
Track	Dry, 26°C	Issued At: 11:43		



SUPERBIKE

Q2: Second Qualifying

Thursday, 09 May 2024

DETAILED SECTOR ANALYSIS

Qualifying Classification

Position

1 1 Glenn IRWIN

SBK Behind

Best Time **4:16.433** Best Speed **125.928** On **10** Gp

Lap	Lap Time	Lap Speed	Sector 1	Sector 2	Sector 3	Speed Trap
1	6:02.817	87.614	1:24.951	1:12.509	173.1	
2	4:29.660	119.751	2:00.375	1:24.069	1:05.216	192.4
3	4:25.059	121.829	1:59.530	1:21.577	1:03.952	207.2
4	4:24.179	122.235	1:57.496	1:21.594	1:05.089	205.9
5	4:24.641	122.022	1:57.385	1:20.671		205.9
6	12:16.367	43.853	1:21.086	1:04.470		204.7
7	4:18.568	124.888	1:55.928	1:19.699	1:02.941	206.5
8	4:30.382	119.431	1:58.784	1:25.775		204.0
9	6:30.580	82.677	1:23.592	1:03.479		175.8
10	4:16.433	125.928	1:54.501	1:19.786	1:02.146	205.9
11	4:51.525	110.769	2:07.208	1:27.642	1:16.675	202.2
<i>Ideal</i>	<i>4:16.346</i>	<i>125.970</i>	<i>1:54.501</i>	<i>1:19.699</i>	<i>1:02.146</i>	<i>207.2</i>

2 74 Davey TODD

SBK Behind **2.230**

Best Time **4:18.663** Best Speed **124.842** On **9** Gp

Lap	Lap Time	Lap Speed	Sector 1	Sector 2	Sector 3	Speed Trap
1	4:42.604	112.482	1:25.453	1:08.286	206.5	
2	4:49.519	111.537	2:18.236	1:23.007	1:08.276	207.8
3	4:20.097	124.154	1:55.859	1:20.876	1:03.362	207.8
4	4:21.111	123.672	1:56.147	1:21.613	1:03.351	205.9
5	4:31.341	119.009	1:59.140	1:22.761		207.2
6	21:56.655	24.526	1:42.982	1:06.758		199.2
7	4:19.791	124.300	1:56.359	1:20.826	1:02.606	209.8
8	4:19.956	124.221	1:56.379	1:20.609	1:02.968	198.6
9	4:18.663	124.842	1:55.369	1:20.647	1:02.647	206.5
10	4:47.310	112.394	2:05.968	1:29.111		202.8
<i>Ideal</i>	<i>4:18.584</i>	<i>124.880</i>	<i>1:55.369</i>	<i>1:20.609</i>	<i>1:02.606</i>	<i>209.8</i>

Qualifying Classification

Position

3 6 Michael DUNLOP

SBK Behind **4.500**

Best Time **4:20.933** Best Speed **123.756** On **8** Gp

Lap	Lap Time	Lap Speed	Sector 1	Sector 2	Sector 3	Speed Trap
1	7:38.099	69.391	1:26.335	1:13.676	202.2	
2	4:26.563	121.142	1:59.430	1:21.961	1:05.172	201.6
3	4:36.094	116.960	2:01.132	1:23.686		202.2
4	10:38.586	50.568	1:22.678	1:07.275		201.0
5	4:27.944	120.518	1:58.963	1:21.485		202.8
6	13:56.503	38.604	1:23.183	1:11.213		198.0
7	4:22.730	122.909	1:57.295	1:21.989	1:03.446	202.8
8	4:20.933	123.756	1:56.789	1:20.571	1:03.573	202.8
9	4:45.402	113.146	1:57.657	1:27.527		202.2
<i>Ideal</i>	<i>4:20.806</i>	<i>123.816</i>	<i>1:56.789</i>	<i>1:20.571</i>	<i>1:03.446</i>	<i>202.8</i>

4 5 Dean HARRISON

SBK Behind **5.882**

Best Time **4:22.315** Best Speed **123.104** On **10** Gp

Lap	Lap Time	Lap Speed	Sector 1	Sector 2	Sector 3	Speed Trap
1	4:39.170	113.866	1:25.308	1:07.816	199.2	
2	4:35.269	117.311	2:01.204	1:24.783		205.3
3	11:01.679	48.803	1:22.967	1:05.151	204.0	
4	4:26.160	121.326	1:58.490	1:22.751	1:04.919	205.3
5	4:28.325	120.347	1:59.889	1:23.781	1:04.655	202.2
6	4:23.752	122.433	1:57.906	1:21.923	1:03.923	202.8
7	4:30.296	119.469	1:57.630	1:22.100		202.2
8	8:47.903	61.170	1:22.280	1:04.135	202.8	
9	4:25.384	121.680	1:59.501	1:22.435	1:03.448	196.9
10	4:22.315	123.104	1:57.274	1:22.088	1:02.953	201.6
<i>Ideal</i>	<i>4:22.150</i>	<i>123.181</i>	<i>1:57.274</i>	<i>1:21.923</i>	<i>1:02.953</i>	<i>205.3</i>

5 60 Peter HICKMAN

SBK Behind **5.978**

Best Time **4:22.411** Best Speed **123.059** On **7** Gp

Lap	Lap Time	Lap Speed	Sector 1	Sector 2	Sector 3	Speed Trap
1	5:08.850	102.924	1:25.450	1:05.960	188.1	
2	4:34.984	117.432	2:03.693	1:26.009	1:05.282	203.4
3	4:25.940	121.426	1:58.986	1:22.757	1:04.197	198.6
4	4:45.090	113.269	1:57.931	1:34.282		198.0
5	21:30.336	25.026	1:22.441	1:05.483	198.6	
6	4:23.379	122.607	1:58.032	1:22.144	1:03.203	200.4
7	4:22.411	123.059	1:57.211	1:21.395	1:03.805	202.2
<i>Ideal</i>	<i>4:21.809</i>	<i>123.342</i>	<i>1:57.211</i>	<i>1:21.395</i>	<i>1:03.203</i>	<i>203.4</i>

SUPERBIKE

Q2: Second Qualifying

Thursday, 09 May 2024

DETAILED SECTOR ANALYSIS

Qualifying Classification

Position

6 24 Conor CUMMINS

SBK Behind 7.816

Best Time 4:24.249 Best Speed 122.203 On 7 Gp

Lap	Lap Time	Lap Speed	Sector 1	Sector 2	Sector 3	Speed Trap
1	4:48.809	110.066		1:25.337	1:06.504	199.8
2	4:32.058	118.695	2:00.439	1:23.710		201.0
3	17:24.535	30.915		1:26.696	1:07.662	201.0
4	4:28.730	120.165	1:59.816	1:23.919	1:04.995	203.4
5	4:32.666	118.431	2:00.435	1:24.700	1:07.531	199.8
6	4:35.685	117.134	2:04.076	1:24.890	1:06.719	198.6
7	4:24.249	122.203	1:58.427	1:21.883	1:03.939	204.7
8	4:27.197	120.855	1:59.519	1:22.558	1:05.120	200.4
9	4:31.749	118.830	2:01.464	1:23.695	1:06.590	198.6
10	5:28.791	98.214	2:47.780	1:27.842		191.3
<i>Ideal</i>	<i>4:24.249</i>	<i>122.203</i>	<i>1:58.427</i>	<i>1:21.883</i>	<i>1:03.939</i>	<i>204.7</i>

7 2 John McGUINNESS

SBK Behind 9.682

Best Time 4:26.115 Best Speed 121.346 On 10 Gp

Lap	Lap Time	Lap Speed	Sector 1	Sector 2	Sector 3	Speed Trap
1	4:44.613	111.689		1:26.103	1:07.099	194.6
2	4:31.429	118.970	2:01.086	1:24.034	1:06.309	199.8
3	4:28.887	120.095	2:00.506	1:23.426	1:04.955	195.7
4	4:45.694	113.030	2:05.915	1:26.072		184.0
5	13:31.853	39.776		1:24.399	1:05.618	197.5
6	4:35.332	117.284	2:01.085	1:24.639	1:09.608	197.5
7	4:26.267	121.277	1:59.090	1:22.949	1:04.228	198.6
8	4:48.797	111.816	2:04.701	1:28.806		198.0
9	8:02.112	66.980		1:23.643	1:05.002	192.9
10	4:26.115	121.346	1:59.431	1:22.759	1:03.925	196.9
11	4:55.327	109.343	2:10.079	1:30.403		174.4
<i>Ideal</i>	<i>4:25.774</i>	<i>121.502</i>	<i>1:59.090</i>	<i>1:22.759</i>	<i>1:03.925</i>	<i>199.8</i>

Qualifying Classification

Position

8 37 James HILLIER

SBK Behind 10.467

Best Time 4:26.900 Best Speed 120.989 On 9 Gp

Lap	Lap Time	Lap Speed	Sector 1	Sector 2	Sector 3	Speed Trap
1	5:05.191	104.158		1:29.295	1:11.157	179.5
2	4:53.942	109.858	2:04.852	1:34.631	1:14.459	189.1
3	4:30.668	119.305	2:00.716	1:23.568	1:06.384	196.9
4	4:42.203	114.428	2:03.383	1:25.882		193.5
5	26:18.918	20.452		1:24.904	1:06.497	198.6
6	4:28.271	120.371	1:59.572	1:24.048	1:04.651	196.9
7	4:28.162	120.420	1:59.760	1:23.641	1:04.761	196.3
8	4:33.969	117.867	1:58.440	1:24.797	1:10.732	199.2
9	4:26.900	120.989	1:59.184	1:23.473	1:04.243	195.7
<i>Ideal</i>	<i>4:26.156</i>	<i>121.327</i>	<i>1:58.440</i>	<i>1:23.473</i>	<i>1:04.243</i>	<i>199.2</i>

9 22 Paul JORDAN

SBK Behind 12.493

Best Time 4:28.926 Best Speed 120.078 On 6 Gp

Lap	Lap Time	Lap Speed	Sector 1	Sector 2	Sector 3	Speed Trap
1	4:44.942	111.560		1:25.383	1:07.053	187.0
2	4:31.456	118.959	2:01.932	1:23.696	1:05.828	200.4
3	4:29.017	120.037	2:00.532	1:23.460	1:05.025	197.5
4	4:46.882	112.562	2:05.957	1:27.129		189.1
5	13:31.681	39.784		1:24.571	1:06.246	192.4
6	4:28.926	120.078	2:00.481	1:23.171	1:05.274	200.4
7	4:29.659	119.751	2:00.843	1:23.565	1:05.251	197.5
8	4:59.764	107.725	2:11.728	1:32.399		197.5
<i>Ideal</i>	<i>4:28.677</i>	<i>120.189</i>	<i>2:00.481</i>	<i>1:23.171</i>	<i>1:05.025</i>	<i>200.4</i>

10 38 Erno KOSTAMO

SBK Behind 13.144

Best Time 4:29.577 Best Speed 119.788 On 5 Gp

Lap	Lap Time	Lap Speed	Sector 1	Sector 2	Sector 3	Speed Trap
1	5:10.129	102.499		1:25.236	1:06.428	188.1
2	4:35.853	117.062	2:03.208	1:25.767	1:06.878	202.2
3	4:31.709	118.848	2:02.043	1:23.736	1:05.930	201.6
4	4:32.009	118.717	2:01.185	1:24.565	1:06.259	200.4
5	4:29.577	119.788	2:00.725	1:23.783	1:05.069	191.8
6	5:01.661	107.047	2:09.087	1:35.050		188.1
7	22:08.703	24.303		1:29.629	1:09.416	187.6
8	4:50.647	111.104	2:09.373	1:30.047	1:11.227	184.0
9	4:53.877	109.883	2:01.476	1:35.514	1:16.887	198.6
<i>Ideal</i>	<i>4:29.530</i>	<i>119.809</i>	<i>2:00.725</i>	<i>1:23.736</i>	<i>1:05.069</i>	<i>202.2</i>

SUPERBIKE

Q2: Second Qualifying

Thursday, 09 May 2024

DETAILED SECTOR ANALYSIS

Qualifying Classification

Position

11 156 Adam McLEAN

SBK Behind 13.638

Best Time 4:30.071 Best Speed 119.569 On 9 Gp

Lap	Lap Time	Lap Speed	Sector 1	Sector 2	Sector 3	Speed Trap
1	7:07.937	74.282		1:26.436	1:07.857	166.7
2	4:34.004	117.852	2:02.722	1:25.096	1:06.186	191.8
3	4:35.843	117.067	2:01.182	1:25.042		190.2
4	5:38.706	95.339		1:24.755	1:06.149	188.6
5	4:31.682	118.860	2:01.045	1:24.770	1:05.867	190.7
6	4:56.501	108.910	2:03.259	1:39.622		191.3
7	21:19.425	25.239		1:26.687	1:06.276	192.4
8	4:30.671	119.304	2:01.091	1:24.077	1:05.503	194.0
9	4:30.071	119.569	2:00.881	1:23.674	1:05.516	192.4
<i>Ideal</i>	4:30.058	119.574	2:00.881	1:23.674	1:05.503	194.0

12 96 Dom HERBERTSON

SBK Behind 14.340

Best Time 4:30.773 Best Speed 119.259 On 8 Gp

Lap	Lap Time	Lap Speed	Sector 1	Sector 2	Sector 3	Speed Trap
1	5:06.522	103.705		1:29.459	1:10.977	168.3
2	4:38.332	116.020	2:05.292	1:26.011	1:07.029	186.0
3	4:32.591	118.463	2:02.763	1:23.749	1:06.079	193.5
4	4:31.906	118.762	2:00.891	1:24.828	1:06.187	201.0
5	4:32.395	118.548	2:01.859	1:24.184	1:06.352	198.6
6	4:46.868	112.567	2:01.136	1:29.251		204.7
7	19:00.888	28.304		1:24.575	1:05.741	198.0
8	4:30.773	119.259	2:00.311	1:25.119	1:05.343	204.0
9	4:30.995	119.161	2:00.265	1:23.894	1:06.836	199.2
10	4:47.028	112.505	2:03.739	1:28.325		199.8
<i>Ideal</i>	4:29.357	119.886	2:00.265	1:23.749	1:05.343	204.7

13 4 Michael RUTTER

SBK Behind 14.908

Best Time 4:31.341 Best Speed 119.009 On 4 Gp

Lap	Lap Time	Lap Speed	Sector 1	Sector 2	Sector 3	Speed Trap
1	4:43.434	112.153		1:25.927	1:07.752	206.5
2	4:35.443	117.237	2:01.007	1:24.408		204.0
3	16:15.578	33.100		1:25.723	1:06.810	198.0
4	4:31.341	119.009	2:01.141	1:24.146	1:06.054	195.2
5	4:32.448	118.525	2:01.910	1:24.863	1:05.675	189.7
6	5:05.715	105.628	2:10.953	1:28.951		181.0
7	16:12.828	33.194		1:37.602		179.1
<i>Ideal</i>	4:30.828	119.234	2:01.007	1:24.146	1:05.675	206.5

Qualifying Classification

Position

14 8 Ian HUTCHINSON

SBK Behind 15.747

Best Time 4:32.180 Best Speed 118.642 On 6 Gp

Lap	Lap Time	Lap Speed	Sector 1	Sector 2	Sector 3	Speed Trap
1	5:56.839	89.082		1:32.877		188.6
2	11:28.090	46.930		1:29.369		205.3
3	18:04.807	29.768		1:25.234	1:07.096	195.2
4	4:34.775	117.522	2:03.124	1:25.286	1:06.365	196.3
5	4:34.143	117.793	2:02.803	1:24.989	1:06.351	194.0
6	4:32.180	118.642	2:02.032	1:24.579	1:05.569	196.3
7	4:43.081	114.073	2:05.644	1:24.659		198.6
8	6:21.774	84.584		1:23.604	1:06.739	201.6
<i>Ideal</i>	4:31.205	119.069	2:02.032	1:23.604	1:05.569	205.3

15 9 Craig NEVE

SBK Behind 16.181

Best Time 4:32.614 Best Speed 118.453 On 10 Gp

Lap	Lap Time	Lap Speed	Sector 1	Sector 2	Sector 3	Speed Trap
1	5:07.129	103.500		1:27.044	1:09.014	199.2
2	4:40.519	115.115	2:05.254	1:27.647	1:07.618	194.0
3	4:34.315	117.719	2:02.579	1:25.200	1:06.536	198.6
4	4:40.963	114.933	2:03.063	1:26.183		192.4
5	16:01.821	33.574		1:25.947	1:07.359	196.3
6	4:36.558	116.764	2:03.908	1:25.022	1:07.628	196.9
7	4:33.580	118.035	2:02.143	1:24.712	1:06.725	196.3
8	4:44.190	113.628	2:01.843	1:24.551	1:17.796	196.9
9	4:34.117	117.804	2:03.137	1:24.662	1:06.318	196.9
10	4:32.614	118.453	2:01.856	1:24.136	1:06.622	195.7
<i>Ideal</i>	4:32.297	118.591	2:01.843	1:24.136	1:06.318	199.2

SUPERBIKE

Q2: Second Qualifying

Thursday, 09 May 2024

DETAILED SECTOR ANALYSIS

Qualifying Classification

Position

16	16 Mike BROWNE	SBK	Behind	16.221		
Best Time	4:32.654	Best Speed	118.436	On 3 Gp		
Lap	Lap Time	Lap Speed	Sector 1	Sector 2	Sector 3	Speed Trap
1	7:11.608	73.650		1:26.773		189.7
2	5:38.123	95.504		1:24.939	1:07.948	199.8
3	4:32.654	118.436	2:01.543	1:24.402	1:06.709	199.8
4	4:35.136	117.367	2:02.765	1:24.743		200.4
5	8:25.868	63.835		1:23.984	1:05.747	198.6
6	4:33.719	117.975	2:03.112	1:23.747	1:06.860	198.6
7	4:33.572	118.038	2:02.089	1:25.398	1:06.085	198.6
8	4:33.363	118.129	2:02.265	1:25.125	1:05.973	197.5
9	4:33.408	118.109	2:01.823	1:24.518		197.5
<i>Ideal</i>	<i>4:31.037</i>	<i>119.142</i>	<i>2:01.543</i>	<i>1:23.747</i>	<i>1:05.747</i>	<i>200.4</i>

17 23 David JOHNSON

	SBK	Behind	16.565			
Best Time	4:32.998	Best Speed	118.287			
On	9	Gp				
Lap	Lap Time	Lap Speed	Sector 1	Sector 2	Sector 3	Speed Trap
1	5:05.501	104.052		1:29.101	1:10.665	173.1
2	4:38.903	115.782	2:04.880	1:27.107	1:06.916	199.8
3	4:34.309	117.721	2:02.736	1:25.526	1:06.047	199.2
4	4:46.378	112.760	2:04.321	1:27.724		198.0
5	14:22.989	37.419		1:27.815	1:06.884	196.3
6	4:35.334	117.283	2:02.627	1:25.275	1:07.432	197.5
7	4:55.666	109.218	2:11.497	1:26.871		196.3
8	9:35.797	56.082		1:27.426	1:08.710	196.9
9	4:32.998	118.287	2:01.791	1:24.616	1:06.591	195.7
10	4:33.059	118.260	2:03.058	1:24.641	1:05.360	195.2
<i>Ideal</i>	<i>4:31.767</i>	<i>118.822</i>	<i>2:01.791</i>	<i>1:24.616</i>	<i>1:05.360</i>	<i>199.8</i>

18 7 Sam WEST

	SBK	Behind	16.727			
Best Time	4:33.160	Best Speed	118.216			
On	2	Gp				
Lap	Lap Time	Lap Speed	Sector 1	Sector 2	Sector 3	Speed Trap
1	31:18.507	16.922		1:27.510	1:08.585	198.0
2	4:33.160	118.216	2:01.809	1:24.956	1:06.395	197.5
3	4:33.981	117.862	2:01.940	1:25.271	1:06.770	199.8
4	4:52.230	110.502	2:03.260	1:30.678		198.0
<i>Ideal</i>	<i>4:33.160</i>	<i>118.216</i>	<i>2:01.809</i>	<i>1:24.956</i>	<i>1:06.395</i>	<i>199.8</i>

Qualifying Classification

Position

19	231 Marcus SIMPSON	SBK	Behind	17.031		
Best Time	4:33.464	Best Speed	118.085	On 10 Gp		
Lap	Lap Time	Lap Speed	Sector 1	Sector 2	Sector 3	Speed Trap
1	6:28.621	81.797		1:27.231	1:07.428	198.0
2	4:37.082	116.543	2:03.956	1:26.395	1:06.731	198.6
3	4:38.034	116.144	2:04.681	1:26.260	1:07.093	196.9
4	4:37.902	116.199	2:04.030	1:26.790	1:07.082	201.0
5	4:34.152	117.789	2:01.912	1:25.307	1:06.933	198.0
6	4:43.070	114.078	2:07.642	1:26.137		194.0
7	11:13.222	47.966		1:25.677	1:06.810	195.2
8	4:43.182	114.033	2:01.705	1:34.843	1:06.634	196.3
9	4:34.700	117.554	2:02.821	1:26.114	1:05.765	195.2
10	4:33.464	118.085	2:02.330	1:25.227	1:05.907	193.5
11	4:33.596	118.028	2:02.870	1:24.897	1:05.829	190.2
12	4:42.001	114.510	2:06.281	1:26.946		187.6
<i>Ideal</i>	<i>4:32.367</i>	<i>118.561</i>	<i>2:01.705</i>	<i>1:24.897</i>	<i>1:05.765</i>	<i>201.0</i>

20 65 Michael SWEENEY

	SBK	Behind	17.033			
Best Time	4:33.466	Best Speed	118.084			
On	3	Gp				
Lap	Lap Time	Lap Speed	Sector 1	Sector 2	Sector 3	Speed Trap
1	5:12.253	101.802		1:25.798	1:07.484	189.1
2	4:36.443	116.813	2:02.859	1:26.392	1:07.192	200.4
3	4:33.466	118.084	2:02.563	1:24.559	1:06.344	199.2
4	5:15.104	102.480	2:02.241	1:24.092		199.2
<i>Ideal</i>	<i>4:32.677</i>	<i>118.426</i>	<i>2:02.241</i>	<i>1:24.092</i>	<i>1:06.344</i>	<i>200.4</i>

21 20 Michael EVANS

	SBK	Behind	17.350			
Best Time	4:33.783	Best Speed	117.947			
On	8	Gp				
Lap	Lap Time	Lap Speed	Sector 1	Sector 2	Sector 3	Speed Trap
1	4:45.954	111.165		1:25.926	1:07.098	182.0
2	4:34.235	117.753	2:02.902	1:24.755	1:06.578	195.2
3	4:41.917	114.544	2:05.106	1:26.352		194.0
4	11:14.833	47.852		1:30.723	1:08.772	194.0
5	4:35.301	117.297	2:03.396	1:24.631	1:07.274	192.4
6	4:42.351	114.368	2:06.959	1:25.953		191.8
7	17:26.616	30.854		1:24.440	1:06.882	193.5
8	4:33.783	117.947	2:03.631	1:24.699	1:05.453	191.8
9	5:39.317	95.168	2:06.989	1:34.593		189.7
<i>Ideal</i>	<i>4:32.795</i>	<i>118.375</i>	<i>2:02.902</i>	<i>1:24.440</i>	<i>1:05.453</i>	<i>195.2</i>

SUPERBIKE

Q2: Second Qualifying

Thursday, 09 May 2024

DETAILED SECTOR ANALYSIS

Qualifying Classification

Position

22 111 Brian McCORMACK

SBK Behind 18.736

Best Time 4:35.169 Best Speed 117.353 On 9 Gp

Lap	Lap Time	Lap Speed	Sector 1	Sector 2	Sector 3	Speed Trap
1	5:04.078	104.539		1:29.166	1:09.504	168.7
2	4:41.221	114.828	2:05.445	1:28.763	1:07.013	191.8
3	4:38.102	116.116	2:04.268	1:27.338	1:06.496	195.2
4	4:59.101	107.964	2:13.536	1:32.216		189.7
5	12:59.948	41.403		1:29.139	1:09.559	191.8
6	4:36.650	116.725	2:03.918	1:26.766	1:05.966	191.8
7	4:51.806	110.663	2:08.436	1:31.697		187.6
8	12:06.430	44.453		1:25.692	1:05.593	193.5
9	4:35.169	117.353	2:03.417	1:26.144	1:05.608	190.7
10	4:37.956	116.177	2:04.750	1:26.884	1:06.322	189.1
<i>Ideal</i>	4:34.702	117.553	2:03.417	1:25.692	1:05.593	195.2

23 17 Gary McCOY

SBK Behind 19.189

Best Time 4:35.622 Best Speed 117.160 On 9 Gp

Lap	Lap Time	Lap Speed	Sector 1	Sector 2	Sector 3	Speed Trap
1	5:06.176	103.823		1:28.784	1:11.115	165.4
2	4:39.338	115.602	2:04.885	1:27.672	1:06.781	198.0
3	4:49.948	111.372	2:03.157	1:37.231	1:09.560	194.0
4	4:46.194	112.833	2:04.922	1:26.508		190.7
5	20:13.675	26.607		1:27.250	1:07.268	189.1
6	4:37.054	116.555	2:03.930	1:26.375	1:06.749	191.3
7	4:42.214	114.424	2:07.497	1:27.597	1:07.120	191.8
8	4:37.133	116.522	2:04.365	1:25.816	1:06.952	186.5
9	4:35.622	117.160	2:03.669	1:25.128	1:06.825	194.0
<i>Ideal</i>	4:35.034	117.411	2:03.157	1:25.128	1:06.749	198.0

24 15 Nathan HARRISON

SBK Behind 19.796

Best Time 4:36.229 Best Speed 116.903 On 3 Gp

Lap	Lap Time	Lap Speed	Sector 1	Sector 2	Sector 3	Speed Trap
1	33:08.722	15.984		1:27.818		195.7
2	10:30.128	51.247		1:26.511	1:07.484	190.7
3	4:36.229	116.903	2:03.915	1:26.041	1:06.273	194.0
4	4:36.361	116.847	2:03.500	1:25.832	1:07.029	194.6
5	4:45.560	113.083	2:06.931	1:27.531		191.8
<i>Ideal</i>	4:35.605	117.168	2:03.500	1:25.832	1:06.273	195.7

Qualifying Classification

Position

25 48 Eddy FERRE

SBK Behind 19.917

Best Time 4:36.350 Best Speed 116.852 On 11 Gp

Lap	Lap Time	Lap Speed	Sector 1	Sector 2	Sector 3	Speed Trap
1	5:06.781	103.618		1:29.599	1:10.188	165.8
2	4:42.777	114.196	2:06.807	1:28.486	1:07.484	195.7
3	4:39.827	115.400	2:04.269	1:28.092	1:07.466	193.5
4	4:39.040	115.725	2:04.923	1:26.841	1:07.276	194.0
5	4:56.640	108.859	2:12.062	1:28.929		186.0
6	8:00.961	67.141		1:27.524	1:06.424	188.1
7	4:42.864	114.161	2:05.480	1:29.292	1:08.092	189.1
8	4:38.605	115.906	2:04.023	1:26.892	1:07.690	189.7
9	4:47.787	112.208	2:05.745	1:29.691		192.4
10	10:27.987	51.421		1:27.133	1:07.045	190.7
11	4:36.350	116.852	2:02.837	1:26.456	1:07.057	189.1
<i>Ideal</i>	4:35.717	117.120	2:02.837	1:26.456	1:06.424	195.7

26 91 Julian TRUMMER

SBK Behind 20.361

Best Time 4:36.794 Best Speed 116.664 On 8 Gp

Lap	Lap Time	Lap Speed	Sector 1	Sector 2	Sector 3	Speed Trap
1	5:14.249	101.155		1:28.021	1:09.082	188.6
2	4:40.701	115.041	2:05.633	1:26.553	1:08.515	195.2
3	4:40.224	115.236	2:05.881	1:26.302	1:08.041	187.0
4	4:39.287	115.623	2:05.032	1:26.156	1:08.099	194.0
5	4:37.674	116.295	2:04.423	1:25.376	1:07.875	192.4
6	5:00.840	107.339	2:14.240	1:31.446		191.3
7	13:19.209	40.405		1:26.659	1:07.617	191.3
8	4:36.794	116.664	2:04.047	1:25.870	1:06.877	191.8
9	4:44.409	113.541	2:10.192	1:26.698	1:07.519	192.9
10	4:37.508	116.364	2:04.331	1:25.706	1:07.471	190.7
11	4:58.769	108.084	2:13.239	1:34.171		190.7
<i>Ideal</i>	4:36.300	116.873	2:04.047	1:25.376	1:06.877	195.2

SUPERBIKE

Q2: Second Qualifying

Thursday, 09 May 2024

DETAILED SECTOR ANALYSIS

Qualifying Classification

Position

27 66 Ryan GIBSON

SBK Behind 20.395

Best Time 4:36.828 Best Speed 116.650 On 9 Gp

Lap	Lap Time	Lap Speed	Sector 1	Sector 2	Sector 3	Speed Trap
1	5:05.923	103.908		1:29.349	1:09.847	163.4
2	4:41.181	114.844	2:05.628	1:28.026	1:07.527	191.3
3	4:37.880	116.208	2:03.565	1:27.192	1:07.123	187.0
4	4:46.298	112.792	2:04.758	1:27.223		185.0
5	18:32.330	29.031		1:27.538	1:08.395	186.0
6	4:38.975	115.752	2:04.686	1:26.563	1:07.726	187.6
7	4:47.526	112.310	2:04.962	1:27.571		189.7
8	10:49.666	49.706		1:27.067	1:07.832	187.6
9	4:36.828	116.650	2:03.970	1:26.000	1:06.858	185.5
<i>Ideal</i>	4:36.423	116.821	2:03.565	1:26.000	1:06.858	191.3

28 174 Laurent HOFFMANN

SBK Behind 20.949

Best Time 4:37.382 Best Speed 116.417 On 8 Gp

Lap	Lap Time	Lap Speed	Sector 1	Sector 2	Sector 3	Speed Trap
1	5:43.025	92.670		1:30.605	1:11.462	159.2
2	4:49.153	111.678	2:10.433	1:29.959	1:08.761	189.7
3	4:43.078	114.075	2:06.479	1:28.020	1:08.579	191.3
4	4:41.955	114.529	2:06.539	1:27.837	1:07.579	187.6
5	5:00.399	107.497	2:11.889	1:31.589		189.7
6	22:36.936	23.798		1:27.422	1:07.706	191.8
7	4:38.929	115.771	2:06.506	1:26.119	1:06.304	183.5
8	4:37.382	116.417	2:04.593	1:26.563	1:06.226	190.2
9	5:44.270	93.798	2:45.857	1:31.454		182.0
<i>Ideal</i>	4:36.938	116.604	2:04.593	1:26.119	1:06.226	191.8

29 25 Amalric BLANC

SBK Behind 21.955

Best Time 4:38.388 Best Speed 115.996 On 7 Gp

Lap	Lap Time	Lap Speed	Sector 1	Sector 2	Sector 3	Speed Trap
1	24:33.857	21.568		1:28.271	1:08.596	171.3
2	4:41.272	114.807	2:07.206	1:26.733	1:07.333	183.0
3	4:58.097	108.327	2:05.937	1:39.773	1:12.387	192.9
4	4:39.366	115.590	2:05.179	1:26.856	1:07.331	192.4
5	5:00.205	107.566	2:15.813	1:27.760		188.6
6	7:40.951	70.055		1:27.553	1:08.426	186.0
7	4:38.388	115.996	2:04.677	1:26.385	1:07.326	189.1
<i>Ideal</i>	4:38.388	115.996	2:04.677	1:26.385	1:07.326	192.9

Qualifying Classification

Position

30 32 Luca GOTTARDI

SBK Behind 23.124

Best Time 4:39.557 Best Speed 115.511 On 7 Gp

Lap	Lap Time	Lap Speed	Sector 1	Sector 2	Sector 3	Speed Trap
1	6:40.797	79.312		1:27.469	1:09.525	175.3
2	4:42.965	114.120	2:06.208	1:27.705	1:09.052	190.7
3	4:42.797	114.188	2:06.107	1:27.602	1:09.088	192.4
4	4:54.320	109.717	2:05.324	1:31.479		182.5
5	26:33.263	20.268		1:26.834	1:09.185	191.8
6	4:40.876	114.969	2:06.394	1:26.982	1:07.500	189.7
7	4:39.557	115.511	2:04.641	1:26.889	1:08.027	192.9
8	5:23.267	99.893	2:17.541	1:40.522		165.0
<i>Ideal</i>	4:38.975	115.752	2:04.641	1:26.834	1:07.500	192.9

31 78 Emmet O'GRADY

SBK Behind 23.709

Best Time 4:40.142 Best Speed 115.270 On 8 Gp

Lap	Lap Time	Lap Speed	Sector 1	Sector 2	Sector 3	Speed Trap
1	5:08.259	103.121		1:30.196	1:09.600	176.3
2	4:43.937	113.729	2:07.963	1:27.365	1:08.609	186.0
3	4:44.945	113.327	2:08.064	1:28.180	1:08.701	180.0
4	4:49.470	111.556	2:06.887	1:28.728		182.0
5	21:20.206	25.224		1:31.535	1:11.355	185.0
6	4:48.702	111.852	2:08.366	1:27.308		174.4
7	7:36.901	70.676		1:31.267	1:08.670	182.0
8	4:40.142	115.270	2:06.422	1:26.216	1:07.504	181.0
9	5:30.882	97.594	2:07.813	1:53.013		177.7
<i>Ideal</i>	4:40.142	115.270	2:06.422	1:26.216	1:07.504	186.0

32 36 Jonathan GOETSCHY

SBK Behind 24.417

Best Time 4:40.850 Best Speed 114.980 On 6 Gp

Lap	Lap Time	Lap Speed	Sector 1	Sector 2	Sector 3	Speed Trap
1	6:32.153	81.060		1:29.098	1:10.211	193.5
2	4:46.285	112.797	2:08.067	1:28.965	1:09.253	195.7
3	4:47.196	112.439	2:06.936	1:29.807	1:10.453	195.2
4	4:42.043	114.493	2:05.995	1:27.333	1:08.715	194.0
5	4:53.500	110.024	2:16.478	1:28.250	1:08.772	194.0
6	4:40.850	114.980	2:05.765	1:27.415	1:07.670	193.5
7	4:58.133	108.314	2:09.035	1:32.318		196.3
<i>Ideal</i>	4:40.768	115.013	2:05.765	1:27.333	1:07.670	196.3

SUPERBIKE

Q2: Second Qualifying

Thursday, 09 May 2024

DETAILED SECTOR ANALYSIS

Qualifying Classification

Position

33 45 James CHAWKE

SBK Behind 25.922

Best Time 4:42.355 Best Speed 114.367 On 3 Gp

Lap	Lap Time	Lap Speed	Sector 1	Sector 2	Sector 3	Speed Trap
1	5:27.044	97.198	1:30.318	1:09.726	178.6	
2	4:45.095	113.268	2:08.526	1:28.384	1:08.185	188.1
3	4:42.355	114.367	2:05.039	1:28.486	1:08.830	186.5
4	4:44.987	113.310	2:05.476	1:28.111		186.0
5	12:56.495	41.587	1:29.310	1:08.778	185.0	
6	4:43.632	113.852	2:06.191	1:28.979	1:08.462	184.5
7	4:43.331	113.973	2:06.781	1:28.504	1:08.046	183.5
8	4:44.362	113.559	2:06.638	1:29.063	1:08.661	182.5
9	4:47.986	112.130	2:09.832	1:29.597	1:08.557	178.6
10	4:52.848	110.269	2:06.447	1:30.360		185.0
<i>Ideal</i>	<i>4:41.196</i>	<i>114.838</i>	<i>2:05.039</i>	<i>1:28.111</i>	<i>1:08.046</i>	<i>188.1</i>

34 119 Kris DUNCAN

SBK Behind 26.637

Best Time 4:43.070 Best Speed 114.078 On 8 Gp

Lap	Lap Time	Lap Speed	Sector 1	Sector 2	Sector 3	Speed Trap
1	5:22.421	98.592	1:30.623	1:09.851	176.7	
2	4:45.680	113.036	2:07.595	1:28.388	1:09.697	188.6
3	4:46.153	112.849	2:07.794	1:28.532	1:09.827	186.5
4	5:01.729	107.023	2:19.793	1:28.935		186.5
5	21:29.530	25.042	1:28.146	1:13.812	187.6	
6	4:44.752	113.404	2:07.395	1:27.826	1:09.531	185.5
7	4:43.268	113.998	2:06.856	1:27.908	1:08.504	187.0
8	4:43.070	114.078	2:06.548	1:28.039	1:08.483	187.6
9	4:56.018	109.088	2:10.964	1:27.501		184.0
<i>Ideal</i>	<i>4:42.532</i>	<i>114.295</i>	<i>2:06.548</i>	<i>1:27.501</i>	<i>1:08.483</i>	<i>188.6</i>

35 56 Ryan WHITEHALL

SBK Behind 26.829

Best Time 4:43.262 Best Speed 114.000 On 5 Gp

Lap	Lap Time	Lap Speed	Sector 1	Sector 2	Sector 3	Speed Trap
1	5:52.024	90.301	1:32.234	1:24.521	180.5	
2	5:51.381	91.900	2:10.942	1:47.041		189.7
3	7:47.067	69.138	1:29.085	1:08.703	194.6	
4	4:45.633	113.054	2:08.509	1:29.237	1:07.887	191.8
5	4:43.262	114.000	2:06.488	1:29.212	1:07.562	189.7
6	4:51.228	110.882	2:08.543	1:29.630		190.7
<i>Ideal</i>	<i>4:43.135</i>	<i>114.052</i>	<i>2:06.488</i>	<i>1:29.085</i>	<i>1:07.562</i>	<i>194.6</i>

Qualifying Classification

Position

36 21 Phil STEWART

SBK Behind 27.414

Best Time 4:43.847 Best Speed 113.766 On 4 Gp

Lap	Lap Time	Lap Speed	Sector 1	Sector 2	Sector 3	Speed Trap
1	6:58.282	75.997		1:29.094		186.5
2	8:09.327	65.993		1:29.203	1:09.800	189.1
3	4:44.851	113.365	2:07.893	1:27.828	1:09.130	191.3
4	4:43.847	113.766	2:07.347	1:27.621	1:08.879	189.7
5	4:51.228	110.882	2:08.312	1:28.394		190.2
<i>Ideal</i>	<i>4:43.847</i>	<i>113.766</i>	<i>2:07.347</i>	<i>1:27.621</i>	<i>1:08.879</i>	<i>191.3</i>

37 10 Marty LENNON

SBK Behind 30.421

Best Time 4:46.854 Best Speed 112.573 On 7 Gp

Lap	Lap Time	Lap Speed	Sector 1	Sector 2	Sector 3	Speed Trap
1	5:58.956	88.557		1:34.545	1:13.579	185.0
2	4:57.170	108.665	2:12.259	1:32.377		172.2
3	9:08.161	58.910		1:31.237	1:10.004	190.7
4	4:49.623	111.497	2:09.992	1:30.643	1:08.988	189.7
5	4:55.523	109.271	2:09.669	1:33.127		178.1
6	7:00.650	76.767		1:31.108	1:10.621	183.0
7	4:46.854	112.573	2:07.981	1:29.579	1:09.294	187.6
8	5:12.098	103.468	2:18.352	1:37.193		158.4
<i>Ideal</i>	<i>4:46.548</i>	<i>112.693</i>	<i>2:07.981</i>	<i>1:29.579</i>	<i>1:08.988</i>	<i>190.7</i>

38 43 Sam JOHNSON

SBK Behind 34.274

Best Time 4:50.707 Best Speed 111.081 On 8 Gp

Lap	Lap Time	Lap Speed	Sector 1	Sector 2	Sector 3	Speed Trap
1	5:52.220	90.250		1:33.926	1:24.446	186.0
2	4:52.898	110.250	2:11.568	1:30.123	1:11.207	187.6
3	4:51.136	110.917	2:10.595	1:29.959	1:10.582	186.0
4	4:55.106	109.425	2:11.099	1:31.475		161.9
5	9:01.120	59.676		1:29.485	1:11.637	186.0
6	4:52.705	110.323	2:09.665	1:30.838		185.5
7	8:21.642	64.373		1:29.610	1:12.594	184.0
8	4:50.707	111.081	2:09.704	1:29.250	1:11.753	183.5
9	5:38.927	95.277	2:20.043	1:45.913		176.7
<i>Ideal</i>	<i>4:49.497</i>	<i>111.545</i>	<i>2:09.665</i>	<i>1:29.250</i>	<i>1:10.582</i>	<i>187.6</i>

SUPERBIKE

Q2: Second Qualifying

Thursday, 09 May 2024

DETAILED SECTOR ANALYSIS

Qualifying Classification

Position

39	54 Paul CASSIDY	SBK	Behind	35.705		
Best Time	4:52.138	Best Speed	110.537	On 8 Gp		
Lap	Lap Time	Lap Speed	Sector 1	Sector 2	Sector 3	Speed Trap
1	5:41.792	93.004		1:34.187	1:11.637	182.5
2	4:55.226	109.381	2:12.408	1:32.117	1:10.701	183.5
3	4:56.723	108.829	2:11.717	1:33.357	1:11.649	183.5
4	4:55.127	109.417	2:11.989	1:32.272	1:10.866	177.7
5	4:57.950	108.381	2:12.565	1:32.123		179.1
6	20:09.960	26.688		1:38.032	1:10.195	177.7
7	4:54.219	109.755	2:11.330	1:32.783	1:10.106	179.1
8	4:52.138	110.537	2:10.390	1:31.019	1:10.729	179.1
9	4:56.954	108.744	2:11.588	1:32.521		175.8
<i>Ideal</i>	<i>4:51.515</i>	<i>110.773</i>	<i>2:10.390</i>	<i>1:31.019</i>	<i>1:10.106</i>	<i>183.5</i>

40	44 Liam CHAWKE	SBK	Behind	38.534		
Best Time	4:54.967	Best Speed	109.477	On 3 Gp		
Lap	Lap Time	Lap Speed	Sector 1	Sector 2	Sector 3	Speed Trap
1	5:46.942	91.623		1:34.374	1:14.598	188.1
2	4:59.492	107.823	2:13.931	1:33.308	1:12.253	187.6
3	4:54.967	109.477	2:12.373	1:31.285	1:11.309	188.6
4	4:58.829	108.062	2:12.441	1:31.546		188.1
5	12:24.294	43.386		1:32.564	1:12.477	186.0
6	4:58.581	108.152	2:14.627	1:31.939	1:12.015	187.0
7	4:56.909	108.761	2:13.358	1:31.257	1:12.294	187.6
8	5:02.597	106.716	2:13.223	1:33.070		185.0
9	5:42.820	94.195		1:31.506	1:12.047	180.0
10	5:04.027	106.214	2:14.272	1:33.019		181.5
<i>Ideal</i>	<i>4:54.939</i>	<i>109.487</i>	<i>2:12.373</i>	<i>1:31.257</i>	<i>1:11.309</i>	<i>188.6</i>

41	88 Sean McTAGGART	SBK	Behind	38.774		
Best Time	4:55.207	Best Speed	109.388	On 4 Gp		
Lap	Lap Time	Lap Speed	Sector 1	Sector 2	Sector 3	Speed Trap
1	5:26.691	97.303		1:32.770	1:12.206	185.0
2	4:57.631	108.497	2:13.755	1:31.981	1:11.895	185.0
3	5:10.433	104.022	2:25.435	1:33.050	1:11.948	185.5
4	4:55.207	109.388	2:12.415	1:31.483	1:11.309	176.7
5	5:10.162	104.113	2:23.000	1:33.108		173.1
<i>Ideal</i>	<i>4:55.207</i>	<i>109.388</i>	<i>2:12.415</i>	<i>1:31.483</i>	<i>1:11.309</i>	<i>185.5</i>

Qualifying Classification

Position

42	58 Paul WILLIAMS	SBK	Behind	40.653		
Best Time	4:57.086	Best Speed	108.696	On 4 Gp		
Lap	Lap Time	Lap Speed	Sector 1	Sector 2	Sector 3	Speed Trap
1	6:17.087	84.299		2:25.648		184.5
2	13:07.426	41.010		1:30.805	1:10.128	187.6
3	5:06.879	105.227	2:23.761	1:32.044	1:11.074	184.0
4	4:57.086	108.696	2:10.525	1:31.598		185.5
5	17:04.989	31.505		1:31.498	1:10.000	184.5
6	4:57.391	108.584	2:10.798	1:33.027		179.5
<i>Ideal</i>	<i>4:51.330</i>	<i>110.843</i>	<i>2:10.525</i>	<i>1:30.805</i>	<i>1:10.000</i>	<i>187.6</i>

43	55 Donald MacFADYEN	SBK	Behind	41.025		
Best Time	4:57.458	Best Speed	108.560	On 2 Gp		
Lap	Lap Time	Lap Speed	Sector 1	Sector 2	Sector 3	Speed Trap
1	15:18.411	34.612		1:33.809	1:12.621	180.0
2	4:57.458	108.560	2:12.719	1:32.045	1:12.694	184.0
3	5:06.590	105.326	2:14.072	1:34.232		181.5
4	11:52.441	45.326		1:32.712		184.0
<i>Ideal</i>	<i>4:57.385</i>	<i>108.587</i>	<i>2:12.719</i>	<i>1:32.045</i>	<i>1:12.621</i>	<i>184.0</i>

44	19 Jean Pierre POLET	SBK	Behind	41.585		
Best Time	4:58.018	Best Speed	108.356	On 7 Gp		
Lap	Lap Time	Lap Speed	Sector 1	Sector 2	Sector 3	Speed Trap
1	6:15.037	84.760		1:35.816		162.2
2	11:09.481	48.234		1:31.586	1:11.639	174.9
3	4:59.350	107.874	2:14.729	1:32.329	1:12.292	180.5
4	4:58.158	108.305	2:13.089	1:32.664	1:12.405	178.6
5	5:07.002	105.185	2:12.914	1:32.866	1:21.222	182.5
6	5:35.556	96.234	2:51.569	1:32.268	1:11.719	178.6
7	4:58.018	108.356	2:12.437	1:32.068		182.5
<i>Ideal</i>	<i>4:55.662</i>	<i>109.219</i>	<i>2:12.437</i>	<i>1:31.586</i>	<i>1:11.639</i>	<i>182.5</i>

SUPERBIKE

Q2: Second Qualifying

Thursday, 09 May 2024

DETAILED SECTOR ANALYSIS

Qualifying Classification

Position

45 90 Craig KENNELLY

SBK Behind **42.757**

Best Time **4:59.190** Best Speed **107.931** On **10** Gp

Lap	Lap Time	Lap Speed	Sector 1	Sector 2	Sector 3	Speed Trap
1	7:09.065	74.087		1:46.914	1:17.391	171.3
2	5:04.967	105.887	2:15.851	1:33.930	1:15.186	178.6
3	5:07.450	105.032	2:14.844	1:34.699		177.2
4	7:25.670	72.457		1:34.668	1:15.689	178.6
5	5:04.901	105.910	2:15.958	1:34.165	1:14.778	178.1
6	5:04.946	105.894	2:17.301	1:33.327	1:14.318	174.4
7	5:04.830	105.934	2:16.179	1:34.036	1:14.615	172.2
8	11:47.280	45.657	8:55.451	1:37.305	1:14.524	175.8
9	4:59.439	107.842	2:14.695	1:31.940	1:12.804	177.7
10	4:59.190	107.931	2:15.145	1:32.744	1:11.301	178.6
<i>Ideal</i>	<i>4:57.936</i>	<i>108.386</i>	<i>2:14.695</i>	<i>1:31.940</i>	<i>1:11.301</i>	<i>178.6</i>

46 93 Paul CRANSTON

SBK Behind **46.226**

Best Time **5:02.659** Best Speed **106.694** On **3** Gp

Lap	Lap Time	Lap Speed	Sector 1	Sector 2	Sector 3	Speed Trap
1	7:50.608	67.547		1:36.693	1:12.998	173.5
2	5:03.129	106.529	2:15.466	1:35.067	1:12.596	176.7
3	5:02.659	106.694	2:15.011	1:35.566	1:12.082	173.1
4	5:05.015	105.870	2:15.639	1:34.503		172.2
<i>Ideal</i>	<i>5:01.596</i>	<i>107.070</i>	<i>2:15.011</i>	<i>1:34.503</i>	<i>1:12.082</i>	<i>176.7</i>

47 69 Brad CLARKE

SBK Behind **46.609**

Best Time **5:03.042** Best Speed **106.559** On **6** Gp

Lap	Lap Time	Lap Speed	Sector 1	Sector 2	Sector 3	Speed Trap
1	5:55.332	89.460		1:36.572	1:19.051	174.0
2	5:08.701	104.606	2:16.710	1:35.095	1:16.896	173.5
3	5:05.134	105.829	2:16.169	1:34.760	1:14.205	171.8
4	5:12.129	103.457	2:16.208	1:35.160		170.5
5	9:00.283	59.769		1:34.852	1:12.378	172.6
6	5:03.042	106.559	2:15.750	1:34.359	1:12.933	171.3
7	5:04.015	106.218	2:15.592	1:34.148	1:14.275	173.5
8	13:40.447	39.359	10:53.077	1:34.035	1:13.335	175.3
9	5:04.844	105.930	2:15.866	1:35.009	1:13.969	170.5
<i>Ideal</i>	<i>5:02.005</i>	<i>106.925</i>	<i>2:15.592</i>	<i>1:34.035</i>	<i>1:12.378</i>	<i>175.3</i>

Non Qualifiers

Position

39 Martin MORRIS

SBK Behind **29.706**

Best Time **4:46.139** Best Speed **112.854** On **3** Gp

Lap	Lap Time	Lap Speed	Sector 1	Sector 2	Sector 3	Speed Trap
1	7:00.415	75.611		1:30.214		198.6
2	5:28.975	98.159		1:29.119	1:08.653	199.2
3	4:46.139	112.854	2:08.099	1:28.049	1:09.991	195.7
4	5:18.163	101.495	2:23.041	1:29.117		198.0
<i>Ideal</i>	<i>4:44.801</i>	<i>113.384</i>	<i>2:08.099</i>	<i>1:28.049</i>	<i>1:08.653</i>	<i>199.2</i>

143 Stephen DEGNAN

SBK Behind **51.812**

Best Time **5:08.245** Best Speed **104.761** On **9** Gp

Lap	Lap Time	Lap Speed	Sector 1	Sector 2	Sector 3	Speed Trap
1	5:49.401	90.979		1:38.247	1:18.707	167.1
2	5:14.268	102.753	2:19.673	1:37.390	1:17.205	161.9
3	5:11.989	103.504	2:19.263	1:36.306	1:16.420	163.8
4	5:11.106	103.797	2:18.369	1:36.349	1:16.388	167.5
5	5:19.792	100.978	2:19.676	1:36.851		165.0
6	9:39.590	55.715		1:44.811	1:16.879	163.4
7	5:09.306	104.401	2:16.508	1:36.801	1:15.997	174.4
8	5:11.085	103.804	2:19.093	1:36.160	1:15.832	165.8
9	5:08.245	104.761	2:16.972	1:36.369	1:14.904	174.0
10	5:20.352	100.802	2:20.079	1:38.587		169.2
<i>Ideal</i>	<i>5:07.572</i>	<i>104.990</i>	<i>2:16.508</i>	<i>1:36.160</i>	<i>1:14.904</i>	<i>174.4</i>

12 Kevin KEYES

SBK Behind **2:24.739**

Best Time **6:41.172** Best Speed **80.494** On **1** Gp

Lap	Lap Time	Lap Speed	Sector 1	Sector 2	Sector 3	Speed Trap
1	6:41.172	79.238		1:30.207		180.5
<i>Ideal</i>	<i>0.000</i>	<i>0.000</i>		<i>1:30.207</i>		<i>180.5</i>

Non Qualifiers

Position



BRIGGS EQUIPMENT NORTH WEST 2000

SUPERBIKE

Q2: Second Qualifying

SECTOR ANALYSIS

Perfect Lap (sum of best sectors) = 4:16.346



IDEAL / BEST COMPARISON

SECTOR 1 FINISH - BALLYSALLY			SECTOR 2 BALLYSALLY - METROPOLE			SECTOR 3 METROPOLE - FINISH			IDEAL / BEST COMPARISON						
Pos	No	Name	Time	No	Name	Time	No	Name	Time	Pos	No	Name	Ideal Time	Best Time	Diff
1	1	Glenn IRWIN	1:54.501	1	Glenn IRWIN	1:19.699	1	Glenn IRWIN	1:02.146	1	1	Glenn IRWIN	4:16.346	4:16.433	0.087
2	74	Davey TODD	1:55.369	6	Michael DUNLOP	1:20.571	74	Davey TODD	1:02.606	2	74	Davey TODD	4:18.584	4:18.663	0.079
3	6	Michael DUNLOP	1:56.789	74	Davey TODD	1:20.609	5	Dean HARRISON	1:02.953	3	6	Michael DUNLOP	4:20.806	4:20.933	0.127
4	60	Peter HICKMAN	1:57.211	60	Peter HICKMAN	1:21.395	60	Peter HICKMAN	1:03.203	4	5	Dean HARRISON	4:22.150	4:22.315	0.165
5	5	Dean HARRISON	1:57.274	24	Conor CUMMINS	1:21.883	6	Michael DUNLOP	1:03.446	5	60	Peter HICKMAN	4:21.809	4:22.411	0.602
6	24	Conor CUMMINS	1:58.427	5	Dean HARRISON	1:21.923	2	John McGUINNESS	1:03.925	6	24	Conor CUMMINS	4:24.249	4:24.249	0.000
7	37	James HILLIER	1:58.440	2	John McGUINNESS	1:22.759	24	Conor CUMMINS	1:03.939	7	2	John McGUINNESS	4:25.774	4:26.115	0.341
8	2	John McGUINNESS	1:59.090	22	Paul JORDAN	1:23.171	37	James HILLIER	1:04.243	8	37	James HILLIER	4:26.156	4:26.900	0.744
9	96	Dom HERBERTSON	2:00.265	37	James HILLIER	1:23.473	22	Paul JORDAN	1:05.025	9	22	Paul JORDAN	4:28.677	4:28.926	0.249
10	22	Paul JORDAN	2:00.481	8	Ian HUTCHINSON	1:23.604	38	Erno KOSTAMO	1:05.069	10	38	Erno KOSTAMO	4:29.530	4:29.577	0.047
11	38	Erno KOSTAMO	2:00.725	156	Adam McLEAN	1:23.674	96	Dom HERBERTSON	1:05.343	11	156	Adam McLEAN	4:30.058	4:30.071	0.013
12	156	Adam McLEAN	2:00.881	38	Erno KOSTAMO	1:23.736	23	David JOHNSON	1:05.360	12	96	Dom HERBERTSON	4:29.357	4:30.773	1.416
13	4	Michael RUTTER	2:01.007	16	Mike BROWNE	1:23.747	20	Michael EVANS	1:05.453	13	4	Michael RUTTER	4:30.828	4:31.341	0.513
14	16	Mike BROWNE	2:01.543	96	Dom HERBERTSON	1:23.749	156	Adam McLEAN	1:05.503	14	8	Ian HUTCHINSON	4:31.205	4:32.180	0.975
15	231	Marcus SIMPSON	2:01.705	65	Michael SWEENEY	1:24.092	8	Ian HUTCHINSON	1:05.569	15	9	Craig NEVE	4:32.297	4:32.614	0.317
16	23	David JOHNSON	2:01.791	9	Craig NEVE	1:24.136	111	Brian McCORMACK	1:05.593	16	16	Mike BROWNE	4:31.037	4:32.654	1.617
17	7	Sam WEST	2:01.809	4	Michael RUTTER	1:24.146	4	Michael RUTTER	1:05.675	17	23	David JOHNSON	4:31.767	4:32.998	1.231
18	9	Craig NEVE	2:01.843	20	Michael EVANS	1:24.440	16	Mike BROWNE	1:05.747	18	7	Sam WEST	4:33.160	4:33.160	0.000
19	8	Ian HUTCHINSON	2:02.032	23	David JOHNSON	1:24.616	231	Marcus SIMPSON	1:05.765	19	231	Marcus SIMPSON	4:32.367	4:33.464	1.097
20	65	Michael SWEENEY	2:02.241	231	Marcus SIMPSON	1:24.897	174	Laurent HOFFMANN	1:06.226	20	65	Michael SWEENEY	4:32.677	4:33.466	0.789
21	48	Eddy FERRE	2:02.837	7	Sam WEST	1:24.956	15	Nathan HARRISON	1:06.273	21	20	Michael EVANS	4:32.795	4:33.783	0.988
22	20	Michael EVANS	2:02.902	17	Gary McCOY	1:25.128	9	Craig NEVE	1:06.318	22	111	Brian McCORMACK	4:34.702	4:35.169	0.467
23	17	Gary McCOY	2:03.157	91	Julian TRUMMER	1:25.376	65	Michael SWEENEY	1:06.344	23	17	Gary McCOY	4:35.034	4:35.622	0.588
24	111	Brian McCORMACK	2:03.417	111	Brian McCORMACK	1:25.692	7	Sam WEST	1:06.395	24	15	Nathan HARRISON	4:35.605	4:36.229	0.624
25	15	Nathan HARRISON	2:03.500	15	Nathan HARRISON	1:25.832	48	Eddy FERRE	1:06.424	25	48	Eddy FERRE	4:35.717	4:36.350	0.633
26	66	Ryan GIBSON	2:03.565	66	Ryan GIBSON	1:26.000	17	Gary McCOY	1:06.749	26	91	Julian TRUMMER	4:36.300	4:36.794	0.494
27	91	Julian TRUMMER	2:04.047	174	Laurent HOFFMANN	1:26.119	66	Ryan GIBSON	1:06.858	27	66	Ryan GIBSON	4:36.423	4:36.828	0.405
28	174	Laurent HOFFMANN	2:04.593	78	Emmet O'GRADY	1:26.216	91	Julian TRUMMER	1:06.877	28	174	Laurent HOFFMANN	4:36.938	4:37.382	0.444
29	32	Luca GOTTARDI	2:04.641	25	Amalric BLANC	1:26.385	25	Amalric BLANC	1:07.326	29	25	Amalric BLANC	4:38.388	4:38.388	0.000
30	25	Amalric BLANC	2:04.677	48	Eddy FERRE	1:26.456	32	Luca GOTTARDI	1:07.500	30	32	Luca GOTTARDI	4:38.975	4:39.557	0.582
31	45	James CHAWKE	2:05.039	32	Luca GOTTARDI	1:26.834	78	Emmet O'GRADY	1:07.504	31	78	Emmet O'GRADY	4:40.142	4:40.142	0.000
32	36	Jonathan GOETSCHY	2:05.765	36	Jonathan GOETSCHY	1:27.333	56	Ryan WHITEHALL	1:07.562	32	36	Jonathan GOETSCHY	4:40.768	4:40.850	0.082
33	78	Emmet O'GRADY	2:06.422	119	Kris DUNCAN	1:27.501	36	Jonathan GOETSCHY	1:07.670	33	45	James CHAWKE	4:41.196	4:42.355	1.159
34	56	Ryan WHITEHALL	2:06.488	21	Phil STEWART	1:27.621	45	James CHAWKE	1:08.046	34	119	Kris DUNCAN	4:42.532	4:43.070	0.538
35	119	Kris DUNCAN	2:06.548	39	Martin MORRIS	1:28.049	119	Kris DUNCAN	1:08.483	35	56	Ryan WHITEHALL	4:43.135	4:43.262	0.127
36	21	Phil STEWART	2:07.347	45	James CHAWKE	1:28.111	39	Martin MORRIS	1:08.653	36	21	Phil STEWART	4:43.847	4:43.847	0.000
37	10	Marty LENNON	2:07.981	56	Ryan WHITEHALL	1:29.085	21	Phil STEWART	1:08.879	37	39	Martin MORRIS	4:44.801	4:46.139	1.338
38	39	Martin MORRIS	2:08.099	43	Sam JOHNSON	1:29.250	10	Marty LENNON	1:08.988	38	10	Marty LENNON	4:46.548	4:46.854	0.306
39	43	Sam JOHNSON	2:09.665	10	Marty LENNON	1:29.579	58	Paul WILLIAMS	1:10.000	39	43	Sam JOHNSON	4:49.497	4:50.707	1.210
40	54	Paul CASSIDY	2:10.390	12	Kevin KEYES	1:30.207	54	Paul CASSIDY	1:10.106	40	54	Paul CASSIDY	4:51.515	4:52.138	0.623
41	58	Paul WILLIAMS	2:10.525	58	Paul WILLIAMS	1:30.805	43	Sam JOHNSON	1:10.582	41	44	Liam CHAWKE	4:54.939	4:54.967	0.028
42	44	Liam CHAWKE	2:12.373	54	Paul CASSIDY	1:31.019	90	Craig KENNELLY	1:11.301	42	88	Sean McTAGGART	4:55.207	4:55.207	0.000
43	88	Sean McTAGGART	2:12.415	44	Liam CHAWKE	1:31.257	44	Liam CHAWKE	1:11.309	43	58	Paul WILLIAMS	4:51.330	4:57.086	5.756
44	19	Jean Pierre POLET	2:12.437	88	Sean McTAGGART	1:31.483	88	Sean McTAGGART	1:11.309	44	55	Donald MacFADYEN	4:57.385	4:57.458	0.073
45	55	Donald MacFADYEN	2:12.719	19	Jean Pierre POLET	1:31.586	19	Jean Pierre POLET	1:11.639	45	19	Jean Pierre POLET	4:55.662	4:58.018	2.356
46	90	Craig KENNELLY	2:14.695	90	Craig KENNELLY	1:31.940	93	Paul CRANSTON	1:12.082	46	90	Craig KENNELLY	4:57.936	4:59.190	1.254
47	93	Paul CRANSTON	2:15.011	55	Donald MacFADYEN	1:32.045	69	Brad CLARKE	1:12.378	47	93	Paul CRANSTON	5:01.596	5:02.659	1.063
48	69	Brad CLARKE	2:15.592	69	Brad CLARKE	1:34.035	55	Donald MacFADYEN	1:12.621	48	69	Brad CLARKE	5:02.005	5:03.042	1.037
49	143	Stephen DEGNAN	2:16.508	93	Paul CRANSTON	1:34.503	143	Stephen DEGNAN	1:14.904	49	143	Stephen DEGNAN	5:07.572	5:08.245	0.673
				143	Stephen DEGNAN	1:36.160									



BRIGGS EQUIPMENT NORTH WEST 2000

SUPERBIKE

Q2: Second Qualifying

Thursday, 09 May 2024



NW200

SPEED TRAP ON APPROACH TO UNIVERSITY

Class	No/Name	Fastest	Lap 1	Lap 2	Lap 3	Lap 4	Lap 5	Lap 6	Lap 7	Lap 8	Lap 9	Lap 10	Lap 11	Lap 12
SBK	74 Davey TODD	209.8	206.5	207.8	207.8	205.9	207.2	199.2	209.8	198.6	206.5	202.8		
SBK	1 Glenn IRWIN	207.2	173.1	192.4	207.2	205.9	205.9	204.7	206.5	204.0	175.8	205.9	202.2	
SBK	4 Michael RUTTER	206.5	206.5	204.0	198.0	195.2	189.7	181.0	179.1					
SBK	8 Ian HUTCHINSON	205.3	188.6	205.3	195.2	196.3	194.0	196.3	198.6	201.6				
SBK	5 Dean HARRISON	205.3	199.2	205.3	204.0	205.3	202.2	202.8	202.2	202.8	196.9	201.6		
SBK	96 Dom HERBERTSON	204.7	168.3	186.0	193.5	201.0	198.6	204.7	198.0	204.0	199.2	199.8		
SBK	24 Conor CUMMINS	204.7	199.8	201.0	201.0	203.4	199.8	198.6	204.7	200.4	198.6	191.3		
SBK	60 Peter HICKMAN	203.4	188.1	203.4	198.6	198.0	198.6	200.4	202.2					
SBK	6 Michael DUNLOP	202.8	202.2	201.6	202.2	201.0	202.8	198.0	202.8	202.8	202.2			
SBK	38 Erno KOSTAMO	202.2	188.1	202.2	201.6	200.4	191.8	188.1	187.6	184.0	198.6			
SBK	231 Marcus SIMPSON	201.0	198.0	198.6	196.9	201.0	198.0	194.0	195.2	196.3	195.2	193.5	190.2	187.6
SBK	16 Mike BROWNE	200.4	189.7	199.8	199.8	200.4	198.6	198.6	198.6	197.5	197.5			
SBK	65 Michael SWEENEY	200.4	189.1	200.4	199.2	199.2								
SBK	22 Paul JORDAN	200.4	187.0	200.4	197.5	189.1	192.4	200.4	197.5	197.5				
SBK	2 John McGUINNESS	199.8	194.6	199.8	195.7	184.0	197.5	197.5	198.6	198.0	192.9	196.9	174.4	
SBK	7 Sam WEST	199.8	198.0	197.5	199.8	198.0								
SBK	23 David JOHNSON	199.8	173.1	199.8	199.2	198.0	196.3	197.5	196.3	196.9	195.7	195.2		
SBK	9 Craig NEVE	199.2	199.2	194.0	198.6	192.4	196.3	196.9	196.3	196.9	196.9	195.7		
SBK	39 Martin MORRIS	199.2	198.6	199.2	195.7	198.0								
SBK	37 James HILLIER	199.2	179.5	189.1	196.9	193.5	198.6	196.9	196.3	199.2	195.7			
SBK	17 Gary McCOY	198.0	165.4	198.0	194.0	190.7	189.1	191.3	191.8	186.5	194.0			
SBK	36 Jonathan GOETSCHY	196.3	193.5	195.7	195.2	194.0	194.0	193.5	196.3					
SBK	48 Eddy FERRE	195.7	165.8	195.7	193.5	194.0	186.0	188.1	189.1	189.7	192.4	190.7	189.1	
SBK	15 Nathan HARRISON	195.7	195.7	190.7	194.0	194.6	191.8							
SBK	111 Brian McCORMACK	195.2	168.7	191.8	195.2	189.7	191.8	191.8	187.6	193.5	190.7	189.1		
SBK	20 Michael EVANS	195.2	182.0	195.2	194.0	194.0	192.4	191.8	193.5	191.8	189.7			
SBK	91 Julian TRUMMER	195.2	188.6	195.2	187.0	194.0	192.4	191.3	191.3	191.8	192.9	190.7	190.7	
SBK	56 Ryan WHITEHALL	194.6	180.5	189.7	194.6	191.8	189.7	190.7						
SBK	156 Adam McLEAN	194.0	166.7	191.8	190.2	188.6	190.7	191.3	192.4	194.0	192.4			
SBK	25 Amalric BLANC	192.9	171.3	183.0	192.9	192.4	188.6	186.0	189.1					
SBK	32 Luca GOTTARDI	192.9	175.3	190.7	192.4	182.5	191.8	189.7	192.9	165.0				
SBK	174 Laurent HOFFMANN	191.8	159.2	189.7	191.3	187.6	189.7	191.8	183.5	190.2	182.0			
SBK	21 Phil STEWART	191.3	186.5	189.1	191.3	189.7	190.2							
SBK	66 Ryan GIBSON	191.3	163.4	191.3	187.0	185.0	186.0	187.6	189.7	187.6	185.5			
SBK	10 Marty LENNON	190.7	185.0	172.2	190.7	189.7	178.1	183.0	187.6	158.4				
SBK	44 Liam CHAWKE	188.6	188.1	187.6	188.6	188.1	186.0	187.0	187.6	185.0	180.0	181.5		
SBK	119 Kris DUNCAN	188.6	176.7	188.6	186.5	186.5	187.6	185.5	187.0	187.6	184.0			
SBK	45 James CHAWKE	188.1	178.6	188.1	186.5	186.0	185.0	184.5	183.5	182.5	178.6	185.0		
SBK	58 Paul WILLIAMS	187.6	184.5	187.6	184.0	185.5	184.5	179.5						
SBK	43 Sam JOHNSON	187.6	186.0	187.6	186.0	161.9	186.0	185.5	184.0	183.5	176.7			
SBK	78 Emmet O'GRADY	186.0	176.3	186.0	180.0	182.0	185.0	174.4	182.0	181.0	177.7			
SBK	88 Sean McTAGGART	185.5	185.0	185.0	185.5	176.7	173.1							
SBK	55 Donald MacFADYEN	184.0	180.0	184.0	181.5	184.0								
SBK	54 Paul CASSIDY	183.5	182.5	183.5	183.5	177.7	179.1	177.7	179.1	179.1	175.8			
SBK	19 Jean Pierre POLET	182.5	162.2	174.9	180.5	178.6	182.5	178.6	182.5					
SBK	12 Kevin KEYES	180.5	180.5											
SBK	90 Craig KENNELLY	178.6	171.3	178.6	177.2	178.6	178.1	174.4	172.2	175.8	177.7	178.6		
SBK	93 Paul CRANSTON	176.7	173.5	176.7	173.1	172.2								
SBK	69 Brad CLARKE	175.3	174.0	173.5	171.8	170.5	172.6	171.3	173.5	175.3	170.5			
SBK	143 Stephen DEGNAN	174.4	167.1	161.9	163.8	167.5	165.0	163.4	174.4	165.8	174.0	169.2		




Pos	Class	No	Name	-----Best Time / Qual Laps-----			Overall Best Time / Speed / Total Qual Laps			
				Session A	Session B					
Qualifying Classification										
1	SBK	1	Glenn IRWIN	4:18.553	9	4:16.433	8	4:16.433	125.928	17
2	SBK	74	Davey TODD	4:19.910	11	4:18.663	9	4:18.663	124.842	20
3	SBK	6	Michael DUNLOP	4:22.814	5	4:20.933	6	4:20.933	123.756	11
4	SBK	5	Dean HARRISON	4:25.219	10	4:22.315	8	4:22.315	123.104	18
5	SBK	60	Peter HICKMAN	4:25.023	7	4:22.411	5	4:22.411	123.059	12
6	SBK	24	Conor CUMMINS	4:32.924	6	4:24.249	8	4:24.249	122.203	14
7	SBK	2	John McGUINNESS	4:29.706	8	4:26.115	9	4:26.115	121.346	17
8	SBK	37	James HILLIER	4:32.014	8	4:26.900	8	4:26.900	120.989	16
9	SBK	22	Paul JORDAN	4:33.970	9	4:28.926	7	4:28.926	120.078	16
10	SBK	8	Ian HUTCHINSON	4:29.182	8	4:32.180	4	4:29.182	119.963	12
11	SBK	38	Erno KOSTAMO	4:32.482	7	4:29.577	7	4:29.577	119.788	14
12	SBK	156	Adam McLEAN	4:35.503	6	4:30.071	6	4:30.071	119.569	12
13	SBK	96	Dom HERBERTSON	4:34.977	5	4:30.773	9	4:30.773	119.259	14
14	SBK	4	Michael RUTTER	4:38.617	3	4:31.341	5	4:31.341	119.009	8
15	SBK	9	Craig NEVE	4:37.433	7	4:32.614	8	4:32.614	118.453	15
16	SBK	16	Mike BROWNE	4:44.620	2	4:32.654	6	4:32.654	118.436	8
17	SBK	23	David JOHNSON	4:36.802	5	4:32.998	8	4:32.998	118.287	13
18	SBK	7	Sam WEST	4:37.136	9	4:33.160	3	4:33.160	118.216	12
19	SBK	231	Marcus SIMPSON	4:45.119	6	4:33.464	10	4:33.464	118.085	16
20	SBK	65	Michael SWEENEY	4:35.728	4	4:33.466	2	4:33.466	118.084	6
21	SBK	20	Michael EVANS	4:38.941	4	4:33.783	6	4:33.783	117.947	10
22	SBK	111	Brian McCORMACK	4:44.543	5	4:35.169	8	4:35.169	117.353	13
23	SBK	17	Gary McCOY	-----		4:35.622	8	4:35.622	117.160	8
24	SBK	15	Nathan HARRISON	4:40.794	8	4:36.229	3	4:36.229	116.903	11
25	SBK	48	Eddy FERRE	4:45.202	5	4:36.350	9	4:36.350	116.852	14
26	SBK	91	Julian TRUMMER	4:44.766	5	4:36.794	9	4:36.794	116.664	14
27	SBK	66	Ryan GIBSON	4:42.972	7	4:36.828	7	4:36.828	116.650	14
28	SBK	174	Laurent HOFFMANN	4:53.679	4	4:37.382	6	4:37.382	116.417	10
29	SBK	25	Amalric BLANC	4:50.520	5	4:38.388	5	4:38.388	115.996	10
30	SBK	18	Lukas MAURER	4:38.990	8	-----		4:38.990	115.746	8
31	SBK	32	Luca GOTTARDI	4:49.706	5	4:39.557	5	4:39.557	115.511	10
32	SBK	78	Emmet O'GRADY	4:46.055	5	4:40.142	5	4:40.142	115.270	10
33	SBK	36	Jonathan GOETSCHY	4:46.658	6	4:40.850	6	4:40.850	114.980	12
34	SBK	45	James CHAWKE	4:47.062	8	4:42.355	8	4:42.355	114.367	16
35	SBK	119	Kris DUNCAN	4:49.903	6	4:43.070	7	4:43.070	114.078	13
36	SBK	56	Ryan WHITEHALL	4:50.057	3	4:43.262	3	4:43.262	114.000	6
37	SBK	21	Phil STEWART	4:49.823	6	4:43.847	3	4:43.847	113.766	9
38	SBK	39	Martin MORRIS	4:55.774	4	4:46.139	1	4:46.139	112.854	5
39	SBK	10	Marty LENNON	4:49.283	6	4:46.854	4	4:46.854	112.573	10
40	SBK	46	Anthony REDMOND	4:48.570	5	-----		4:48.570	111.904	5
41	SBK	43	Sam JOHNSON	5:00.054	1	4:50.707	5	4:50.707	111.081	6
42	SBK	54	Paul CASSIDY	5:11.580	0	4:52.138	7	4:52.138	110.537	7
43	SBK	44	Liam CHAWKE	5:02.218	7	4:54.967	7	4:54.967	109.477	14
44	SBK	58	Paul WILLIAMS	4:55.027	6	4:57.086	2	4:55.027	109.454	8
45	SBK	88	Sean McTAGGART	5:02.725	2	4:55.207	2	4:55.207	109.388	4
46	SBK	19	Jean Pierre POLET	4:57.336	3	4:58.018	3	4:57.336	108.604	6
47	SBK	55	Donald MacFADYEN	5:10.548	0	4:57.458	2	4:57.458	108.560	2
48	SBK	90	Craig KENNELLY	5:19.305	0	4:59.190	6	4:59.190	107.931	6
49	SBK	93	Paul CRANSTON	5:09.650	1	5:02.659	3	5:02.659	106.694	4
50	SBK	69	Brad CLARKE	5:11.107	0	5:03.042	4	5:03.042	106.559	4
51	SBK	109	Neil KERNOHAN	5:03.475	2	-----		5:03.475	106.407	2

Non Qualifiers

SBK	143	Stephen DEGNAN	5:19.160	0	5:08.245	0				0
SBK	64	Don GILBERT	6:57.281	0	-----					0
SBK	12	Kevin KEYES	5:22.282	0	6:41.172	0				0
SBK	85	Olivier LUPBERGER	5:13.529	0	-----					0

Provisional result to be confirmed by the Stewards of the Meeting subject to completion of technical inspections & the time limit for protests

Page 1 / 1

Circuit	The Triangle	Signed		Organising Club	Coleraine & D MC
Length(miles)	8.9700 Lap 1 (8.8300)		Chief Timekeeper		
Weather		Issued At:			
Track					



SUPERBIKE



RACE NUMBER:

1 (THU) & 2 (SAT) & 6 (SAT)

GROUP: A

[]

[]

[]

66
GIBSON

91
TRUMMER

48
FERRE

ROW 9

15
N HARRISON

17
McCOY

111
McCORMACK

ROW 8

20
EVANS

65
SWEENEY

231
SIMPSON

ROW 7

7
WEST

23
D JOHNSON

16
BROWNE

ROW 6

9
NEVE

4
RUTTER

96
HERBERTSON

ROW 5

156
McLEAN

38
KOSTAMO

8
HUTCHINSON

ROW 4

22
JORDAN

37
HILLIER

2
McGUINNESS

ROW 3

24
CUMMINS

60
HICKMAN

5
D HARRISON

ROW 2

6
DUNLOP

74
TODD

1
IRWIN

ROW 1

POLE



SUPERBIKE



RACE NUMBER:

1 (THU) & 2 (SAT) & 6 (SAT)

GROUP: B

[Empty Box]

[Empty Box]

[Empty Box]

12
KEYES

143
DEGNAN

85
LUPBERGER

ROW 18

109
KERNOHAN

69
CLARKE

93
CRANSTON

ROW 17

90
KENNELLY

55
MacFADYEN

19
POLET

ROW 16

88
McTAGGART

58
WILLIAMS

44
L CHAWKE

ROW 15

54
CASSIDY

43
S JOHNSON

46
REDMOND

ROW 14

10
LENNON

39
MORRIS

21
STEWART

ROW 13

56
WHITEHALL

119
DUNCAN

45
J CHAWKE

ROW 12

36
GOETSCHY

78
O'GRADY

32
GOTTARDI

ROW 11

18
MAURER

25
BLANC

174
HOFFMANN

ROW 10

BRIGGS EQUIPMENT NORTH WEST 200

SUPERBIKE

Race 6 - Merrow Hotel & Spa NW200 Superbike

Saturday, 11 May 2024



Pos	Class	No	Name	Machine / Sponsor	Gp	Laps	Total Time	Behind	Speed	-----Best Lap-----		On
										Time	Speed	
Race Classification												
1	SBK	1	Glenn IRWIN	Ducati - Hager PBM Ducati	a	6	25:50.595		124.628	4:18.360	124.988	3
2	SBK	74	Davey TODD	BMW - Milwaukee BMW	a	6	25:51.059	0.464	124.591	4:18.983	124.688	3
3	SBK	5	Dean HARRISON	Honda - Honda Racing UK	a	6	25:53.937	3.342	124.360	4:18.392	124.973	2
4	SBK	6	Michael DUNLOP	Honda - MasterMac Honda by Hawk Racing	a	6	26:14.498	23.903	122.736	4:22.121	123.195	2
5	SBK	22	Paul JORDAN	Honda - Jackson Racing by Prosper2	a	6	26:50.335	59.740	120.005	4:25.783	121.498	3
6	SBK	4	Michael RUTTER	BMW - Bathams Racing	a	6	26:52.699	1:02.104	119.829	4:27.939	120.520	3
7	SBK	9	Craig NEVE	Honda - Bathams Racing	a	6	26:55.036	1:04.441	119.656	4:28.777	120.144	3
8	SBK	16	Mike BROWNE	Aprilia - IN Competition	a	6	26:58.073	1:07.478	119.431	4:28.165	120.418	2
9	SBK	37	James HILLIER	Honda - WTF Racing	a	6	26:58.299	1:07.704	119.414	4:26.409	121.212	5
10	SBK	96	Dom HERBERTSON	BMW - Burrows by RK Racing	a	6	27:05.449	1:14.854	118.889	4:29.619	119.769	5
11	SBK	38	Erno KOSTAMO	BMW - 38 Motorsport ny Penz13	a	6	27:07.522	1:16.927	118.738	4:31.115	119.108	6
12	SBK	15	Nathan HARRISON	Honda - Honda Racing UK	a	6	27:17.697	1:27.102	118.000	4:31.244	119.051	2
13	SBK	17	Gary McCOY	BMW - MadBros Racing	a	6	27:17.849	1:27.254	117.989	4:31.478	118.949	2
14	SBK	23	David JOHNSON	Kawasaki - Platinum Club Racing Kawasaki	a	6	27:18.700	1:28.105	117.928	4:32.030	118.707	6
15	SBK	7	Sam WEST	BMW - Moto-Hub.co.uk	a	6	27:19.325	1:28.730	117.883	4:31.880	118.773	6
16	SBK	91	Julian TRUMMER	Honda - Jackson Racing by Prosper2	a	6	27:30.024	1:39.429	117.118	4:33.732	117.969	4
17	SBK	48	Eddy FERRE	BMW - Optimark Road Racing	a	6	27:30.386	1:39.791	117.093	4:33.597	118.028	2
18	SBK	20	Michael EVANS	Suzuki - Michael Evans Racing	a	6	27:30.816	1:40.221	117.062	4:32.756	118.392	2
19	SBK	25	Amalric BLANC	Honda - Team B&M / HML	b	6	27:45.080	1:54.485	116.059	4:35.504	117.211	6
20	SBK	174	Laurent HOFFMANN	BMW - Hoffmann by MRP	b	6	27:47.381	1:56.786	115.899	4:36.511	116.784	5
21	SBK	78	Emmet O'GRADY	Honda - TAG Racing	b	6	27:52.068	2:01.473	115.574	4:37.383	116.417	4
22	SBK	119	Kris DUNCAN	Yamaha - KD/TCC Racing/NSB Contracts	b	6	28:06.765	2:16.170	114.567	4:40.238	115.231	6
23	SBK	32	Luca GOTTARDI	BMW - Penz13 Racing Team by Cerin	b	6	28:08.823	2:18.228	114.428	4:40.835	114.986	3
24	SBK	45	James CHAWKE	Suzuki - Chawkie Racing SC	b	6	28:35.479	2:44.884	112.650	4:43.778	113.793	6
25	SBK	88	Sean McTAGGART	BMW - SDM Racing	b	6	28:46.426	2:55.831	111.935	4:47.255	112.416	3
26	SBK	43	Sam JOHNSON	Suzuki	b	6	28:46.807	2:56.212	111.911	4:45.154	113.244	5
27	SBK	58	Paul WILLIAMS	Yamaha - Lee Williams Motorsports	b	6	28:53.026	3:02.431	111.509	4:48.346	111.990	4
28	SBK	85	Olivier LUPBERGER	Yamaha - Team by Heidger Motorsport	b	6	29:29.724	3:39.129	109.197	4:53.478	110.032	4
29	SBK	44	Liam CHAWKE	Suzuki - Chawkie Racing SC	b	6	29:34.035	3:43.440	108.931	4:53.935	109.861	2

Fastest Lap

SBK	1	Glenn IRWIN	Ducati - Hager PBM Ducati	4:18.360	124.988	3
-----	---	-------------	---------------------------	----------	---------	---


Not Classified

DNF	SBK	111	Brian McCORMACK	BMW - Roadhouse Macau by FHO	a	5	23:17.675		115.160	4:34.498	117.640	2
DNF	SBK	93	Paul CRANSTON	Suzuki - P & J Fuel Haulage	b	5	25:03.595		107.047	5:00.720	107.382	2
DNF	SBK	65	Michael SWEENEY	BMW - MJR Racing	a	4	18:32.876		115.614	4:29.957	119.619	2
DNF	SBK	90	Craig KENNELLY	Kawasaki - Residio Racing	b	3	15:06.865		106.269	4:54.286	109.730	2
DNF	SBK	2	John McGUINNESS	Honda - Honda Racing UK	a	2	8:53.154		120.190	4:27.817	120.575	2
DNF	SBK	66	Ryan GIBSON	BMW - Gibson Motors/A G Wilson	a	1	4:53.452		108.324			

Nos 37 & 111 +10 second penalty - straight through at Mathers

Provisional result to be confirmed by the Stewards of the Meeting subject to completion of technical inspections & the time limit for protests

Page 1 / 1

Circuit	The Triangle	Signed		Organising Club	Coleraine & D MC
Length(miles)	8.9700 Lap 1 (8.8300)		Chief Timekeeper	Race Started	17:08
Weather	Sunny	Issued At:	17:41	Gp Time Diff - b	48.72
Track	Dry, 37°C				



SUPERBIKE

Race 6 - Merrow Hotel & Spa NW200 Superbike

Saturday, 11 May 2024

DETAILED SECTOR ANALYSIS

SBK

Race Classification

Position

1 1 Glenn IRWIN
Total Time **25:50.595** Avg Speed **124.628** BehindBest Time **4:18.360** Best Speed **124.988** On **3** Gp **a**

Lap	Lap Time	Lap Speed	Sector 1	Sector 2	Sector 3	Speed Trap
1	4:14.989	124.664		1:18.910	1:02.533	202.2
2	4:18.859	124.747	1:56.765	1:19.783	1:02.311	198.0
3	4:18.360	124.988	1:56.703	1:19.133	1:02.524	201.6
4	4:19.141	124.612			1:02.401	198.0
5	4:19.497	124.441	1:57.114	1:19.983	1:02.400	197.5
6	4:19.749	124.320	1:57.341	1:19.586	1:02.822	194.6
<i>Ideal</i>	<i>4:17.924</i>	<i>125.200</i>	<i>1:56.703</i>	<i>1:18.910</i>	<i>1:02.311</i>	<i>202.2</i>

2 74 Davey TODD
Total Time **25:51.059** Avg Speed **124.591** Behind **0.464**Best Time **4:18.983** Best Speed **124.688** On **3** Gp **a**

Lap	Lap Time	Lap Speed	Sector 1	Sector 2	Sector 3	Speed Trap
1	4:14.469	124.919		1:19.458	1:02.420	199.8
2	4:19.099	124.632	1:56.929	1:19.725	1:02.445	199.2
3	4:18.983	124.688	1:56.205	1:19.515	1:03.263	199.2
4	4:19.277	124.546				194.6
5	4:19.629	124.377				201.0
6	4:19.602	124.390				197.5
<i>Ideal</i>	<i>4:18.083</i>	<i>125.123</i>	<i>1:56.205</i>	<i>1:19.458</i>	<i>1:02.420</i>	<i>201.0</i>

3 5 Dean HARRISON
Total Time **25:53.937** Avg Speed **124.360** Behind **3.342**Best Time **4:18.392** Best Speed **124.973** On **2** Gp **a**

Lap	Lap Time	Lap Speed	Sector 1	Sector 2	Sector 3	Speed Trap
1	4:15.934	124.204		1:19.499	1:02.527	203.4
2	4:18.392	124.973	1:56.178	1:19.706	1:02.508	201.6
3	4:19.218	124.575	1:57.031	1:19.980	1:02.207	201.0
4	4:19.393	124.491	1:57.255	1:19.847	1:02.291	196.3
5	4:19.382	124.496	1:56.868	1:20.209	1:02.305	198.6
6	4:21.618	123.432	1:57.239	1:20.741	1:03.638	198.0
<i>Ideal</i>	<i>4:17.884</i>	<i>125.219</i>	<i>1:56.178</i>	<i>1:19.499</i>	<i>1:02.207</i>	<i>203.4</i>

Race Classification

Position

4 6 Michael DUNLOP
Total Time **26:14.498** Avg Speed **122.736** Behind **23.903**Best Time **4:22.121** Best Speed **123.195** On **2** Gp **a**

Lap	Lap Time	Lap Speed	Sector 1	Sector 2	Sector 3	Speed Trap
1	4:19.512	122.491		1:19.739	1:03.783	199.2
2	4:22.121	123.195	1:58.130	1:20.126	1:03.865	196.3
3	4:22.728	122.910	1:58.505	1:20.350	1:03.873	194.0
4	4:23.195	122.692	1:58.922	1:20.623	1:03.650	195.2
5	4:22.660	122.942	1:58.595	1:20.615	1:03.450	196.9
6	4:24.282	122.188	1:59.341	1:20.880	1:04.061	193.5
<i>Ideal</i>	<i>4:21.319</i>	<i>123.573</i>	<i>1:58.130</i>	<i>1:19.739</i>	<i>1:03.450</i>	<i>199.2</i>

5 22 Paul JORDAN
Total Time **26:50.335** Avg Speed **120.005** Behind **59.740**Best Time **4:25.783** Best Speed **121.498** On **3** Gp **a**

Lap	Lap Time	Lap Speed	Sector 1	Sector 2	Sector 3	Speed Trap
1	4:28.845	118.239		1:22.798	1:05.131	191.8
2	4:28.175	120.414	2:01.525	1:21.848	1:04.802	185.5
3	4:25.783	121.498			1:04.164	187.0
4	4:31.287	119.033	2:02.119	1:22.214	1:06.954	179.1
5	4:27.722	120.618	2:01.009	1:22.432	1:04.281	192.9
6	4:28.523	120.258	2:01.146	1:22.985	1:04.392	190.7
<i>Ideal</i>	<i>4:27.021</i>	<i>120.934</i>	<i>2:01.009</i>	<i>1:21.848</i>	<i>1:04.164</i>	<i>192.9</i>

6 4 Michael RUTTER
Total Time **26:52.699** Avg Speed **119.829** Behind **1:02.104**Best Time **4:27.939** Best Speed **120.520** On **3** Gp **a**

Lap	Lap Time	Lap Speed	Sector 1	Sector 2	Sector 3	Speed Trap
1	4:25.151	119.886		1:22.430	1:05.021	198.6
2	4:29.105	119.998	2:02.276	1:22.552	1:04.277	193.5
3	4:27.939	120.520			1:04.999	191.3
4	4:31.715	118.845			1:06.376	192.4
5	4:29.918	119.636			1:04.923	195.2
6	4:28.871	120.102	2:01.447	1:22.056	1:05.368	193.5
<i>Ideal</i>	<i>4:27.780</i>	<i>120.592</i>	<i>2:01.447</i>	<i>1:22.056</i>	<i>1:04.277</i>	<i>198.6</i>

SUPERBIKE

Race 6 - Merrow Hotel & Spa NW200 Superbike

Saturday, 11 May 2024

DETAILED SECTOR ANALYSIS

Race Classification

Position

7

9 Craig NEVE

Total Time **26:55.036** Avg Speed **119.656** Behind **1:04.441**

Best Time **4:28.777** Best Speed **120.144** On **3** Gp **a**

Lap	Lap Time	Lap Speed	Sector 1	Sector 2	Sector 3	Speed Trap
1	4:26.263	119.386		1:22.637	1:04.921	195.2
2	4:30.136	119.540	2:01.891	1:22.657	1:05.588	193.5
3	4:28.777	120.144			1:05.325	190.2
4	4:29.298	119.912			1:05.537	190.7
5	4:30.320	119.458			1:05.291	192.4
6	4:30.242	119.493			1:05.803	185.5
<i>Ideal</i>	<i>4:29.449</i>	<i>119.845</i>	<i>2:01.891</i>	<i>1:22.637</i>	<i>1:04.921</i>	<i>195.2</i>

Race Classification

Position

10

96 Dom HERBERTSON

Total Time **27:05.449** Avg Speed **118.889** Behind **1:14.854**

Best Time **4:29.619** Best Speed **119.769** On **5** Gp **a**

Lap	Lap Time	Lap Speed	Sector 1	Sector 2	Sector 3	Speed Trap
1	4:29.490	117.956		1:24.089	1:05.437	187.0
2	4:35.208	117.337	2:02.222	1:27.299	1:05.687	186.0
3	4:31.179	119.080			1:06.035	179.5
4	4:30.089	119.561			1:04.866	191.3
5	4:29.619	119.769			1:04.637	192.4
6	4:29.864	119.660			1:05.077	190.7
<i>Ideal</i>	<i>4:30.948</i>	<i>119.182</i>	<i>2:02.222</i>	<i>1:24.089</i>	<i>1:04.637</i>	<i>192.4</i>

8

16 Mike BROWNE

Total Time **26:58.073** Avg Speed **119.431** Behind **1:07.478**

Best Time **4:28.165** Best Speed **120.418** On **2** Gp **a**

Lap	Lap Time	Lap Speed	Sector 1	Sector 2	Sector 3	Speed Trap
1	4:28.649	118.325		1:22.660	1:05.206	194.0
2	4:28.165	120.418	2:01.574	1:21.828	1:04.763	191.8
3	4:28.836	120.118	2:00.836	1:22.572	1:05.428	195.2
4	4:29.361	119.884	2:01.280	1:22.426	1:05.655	195.7
5	4:29.283	119.918	2:01.669	1:23.069	1:04.545	196.9
6	4:33.779	117.949	2:01.381	1:24.144	1:08.254	190.2
<i>Ideal</i>	<i>4:27.209</i>	<i>120.849</i>	<i>2:00.836</i>	<i>1:21.828</i>	<i>1:04.545</i>	<i>196.9</i>

11

38 Erno KOSTAMO

Total Time **27:07.522** Avg Speed **118.738** Behind **1:16.927**

Best Time **4:31.115** Best Speed **119.108** On **6** Gp **a**

Lap	Lap Time	Lap Speed	Sector 1	Sector 2	Sector 3	Speed Trap
1	4:28.016	118.605		1:23.435	1:05.168	193.5
2	4:31.246	119.051	2:03.274	1:23.302	1:04.670	179.1
3	4:31.429	118.970			1:05.281	184.5
4	4:31.929	118.752			1:05.176	178.1
5	4:33.787	117.946			1:05.210	183.0
6	4:31.115	119.108	2:02.967	1:22.902	1:05.246	186.5
<i>Ideal</i>	<i>4:30.539</i>	<i>119.362</i>	<i>2:02.967</i>	<i>1:22.902</i>	<i>1:04.670</i>	<i>193.5</i>

9

37 James HILLIER

Total Time **26:58.299** Avg Speed **119.414** Behind **1:07.704**

Best Time **4:26.409** Best Speed **121.212** On **5** Gp **a**

Lap	Lap Time	Lap Speed	Sector 1	Sector 2	Sector 3	Speed Trap
1	4:26.534	119.264		1:25.910	1:03.983	194.0
2	4:28.971	120.058	2:01.975	1:22.686	1:04.310	190.7
3	4:26.881	120.998			1:04.456	189.1
4	4:30.263	119.484	2:02.358	1:23.689	1:04.216	187.0
5	4:26.409	121.212	1:59.522	1:22.746	1:04.141	190.2
6	4:29.241	119.937	2:01.839	1:22.816	1:04.586	187.0
<i>Ideal</i>	<i>4:26.191</i>	<i>121.311</i>	<i>1:59.522</i>	<i>1:22.686</i>	<i>1:03.983</i>	<i>194.0</i>

12

15 Nathan HARRISON

Total Time **27:17.697** Avg Speed **118.000** Behind **1:27.102**

Best Time **4:31.244** Best Speed **119.051** On **2** Gp **a**

Lap	Lap Time	Lap Speed	Sector 1	Sector 2	Sector 3	Speed Trap
1	4:30.313	117.597		1:23.501	1:05.284	196.9
2	4:31.244	119.051	2:02.583	1:23.446	1:05.215	189.7
3	4:34.117	117.804			1:06.146	176.7
4	4:34.236	117.753	2:03.466	1:24.446	1:06.324	186.5
5	4:33.568	118.040	2:03.707	1:24.030	1:05.831	186.5
6	4:34.219	117.760	2:04.068	1:24.613	1:05.538	182.5
<i>Ideal</i>	<i>4:31.244</i>	<i>119.051</i>	<i>2:02.583</i>	<i>1:23.446</i>	<i>1:05.215</i>	<i>196.9</i>

SUPERBIKE

Race 6 - Merrow Hotel & Spa NW200 Superbike

Saturday, 11 May 2024

DETAILED SECTOR ANALYSIS

Race Classification

Position

13 17 Gary McCOY

Total Time **27:17.849** Avg Speed **117.989** Behind **1:27.254**
 Best Time **4:31.478** Best Speed **118.949** On **2** Gp **a**

Lap	Lap Time	Lap Speed	Sector 1	Sector 2	Sector 3	Speed Trap
1	4:30.602	117.471		1:22.807	1:05.440	197.5
2	4:31.478	118.949	2:02.456	1:23.576	1:05.446	192.4
3	4:32.906	118.326			1:06.169	178.6
4	4:34.425	117.671			1:06.348	194.0
5	4:34.552	117.617			1:06.059	186.0
6	4:33.886	117.903			1:06.207	181.0
<i>Ideal</i>	<i>4:30.703</i>	<i>119.289</i>	<i>2:02.456</i>	<i>1:22.807</i>	<i>1:05.440</i>	<i>197.5</i>

14 23 David JOHNSON

Total Time **27:18.700** Avg Speed **117.928** Behind **1:28.105**
 Best Time **4:32.030** Best Speed **118.707** On **6** Gp **a**

Lap	Lap Time	Lap Speed	Sector 1	Sector 2	Sector 3	Speed Trap
1	4:32.826	116.514		1:23.739	1:05.678	185.0
2	4:32.483	118.510	2:03.082	1:23.616	1:05.785	190.2
3	4:34.426	117.671			1:05.608	171.3
4	4:34.213	117.762			1:05.906	189.7
5	4:32.722	118.406	2:03.402	1:23.874	1:05.446	189.1
6	4:32.030	118.707	2:02.585	1:23.965	1:05.480	191.3
<i>Ideal</i>	<i>4:31.647</i>	<i>118.875</i>	<i>2:02.585</i>	<i>1:23.616</i>	<i>1:05.446</i>	<i>191.3</i>

15 7 Sam WEST

Total Time **27:19.325** Avg Speed **117.883** Behind **1:28.730**
 Best Time **4:31.880** Best Speed **118.773** On **6** Gp **a**

Lap	Lap Time	Lap Speed	Sector 1	Sector 2	Sector 3	Speed Trap
1	4:33.935	116.042		1:24.279	1:05.926	186.0
2	4:32.731	118.402	2:02.526	1:24.063	1:06.142	194.0
3	4:33.888	117.902			1:05.785	167.1
4	4:34.284	117.732			1:06.213	185.0
5	4:32.607	118.456	2:02.831	1:24.204	1:05.572	194.0
6	4:31.880	118.773	2:02.273	1:24.147	1:05.460	188.6
<i>Ideal</i>	<i>4:31.796</i>	<i>118.810</i>	<i>2:02.273</i>	<i>1:24.063</i>	<i>1:05.460</i>	<i>194.0</i>

Race Classification

Position

16 91 Julian TRUMMER

Total Time **27:30.024** Avg Speed **117.118** Behind **1:39.429**
 Best Time **4:33.732** Best Speed **117.969** On **4** Gp **a**

Lap	Lap Time	Lap Speed	Sector 1	Sector 2	Sector 3	Speed Trap
1	4:35.533	115.369		1:24.025	1:06.142	190.2
2	4:33.956	117.873	2:03.879	1:23.591	1:06.486	185.0
3	4:36.720	116.696			1:06.174	171.3
4	4:33.732	117.969			1:05.757	189.1
5	4:33.954	117.874	2:03.229	1:24.730	1:05.995	183.5
6	4:36.129	116.945	2:04.504	1:24.562	1:07.063	184.5
<i>Ideal</i>	<i>4:32.577</i>	<i>118.469</i>	<i>2:03.229</i>	<i>1:23.591</i>	<i>1:05.757</i>	<i>190.2</i>

17 48 Eddy FERRE

Total Time **27:30.386** Avg Speed **117.093** Behind **1:39.791**
 Best Time **4:33.597** Best Speed **118.028** On **2** Gp **a**

Lap	Lap Time	Lap Speed	Sector 1	Sector 2	Sector 3	Speed Trap
1	4:35.749	115.279		1:24.143	1:05.759	187.0
2	4:33.597	118.028	2:03.882	1:24.217	1:05.498	187.6
3	4:37.069	116.549			1:05.823	173.5
4	4:33.868	117.911			1:05.290	189.7
5	4:34.171	117.781	2:03.421	1:24.823	1:05.927	188.1
6	4:35.932	117.029	2:04.171	1:24.774	1:06.987	181.5
<i>Ideal</i>	<i>4:32.854</i>	<i>118.349</i>	<i>2:03.421</i>	<i>1:24.143</i>	<i>1:05.290</i>	<i>189.7</i>

18 20 Michael EVANS

Total Time **27:30.816** Avg Speed **117.062** Behind **1:40.221**
 Best Time **4:32.756** Best Speed **118.392** On **2** Gp **a**

Lap	Lap Time	Lap Speed	Sector 1	Sector 2	Sector 3	Speed Trap
1	4:34.313	115.882		1:24.289	1:05.964	189.1
2	4:32.756	118.392	2:02.779	1:24.392	1:05.585	189.1
3	4:37.484	116.374			1:06.283	140.6
4	4:34.484	117.646			1:05.613	187.0
5	4:35.255	117.317			1:05.974	174.0
6	4:36.524	116.778			1:07.015	190.7
<i>Ideal</i>	<i>4:32.653</i>	<i>118.436</i>	<i>2:02.779</i>	<i>1:24.289</i>	<i>1:05.585</i>	<i>190.7</i>

SUPERBIKE

Race 6 - Merrow Hotel & Spa NW200 Superbike

Saturday, 11 May 2024

DETAILED SECTOR ANALYSIS

Race Classification

Position

19 25 Amalric BLANC

Total Time **27:45.080** Avg Speed **116.059** Behind **1:54.485**

Best Time **4:35.504** Best Speed **117.211** On **6** Gp **b**

Lap	Lap Time	Lap Speed	Sector 1	Sector 2	Sector 3	Speed Trap
1	4:40.233	113.434		1:28.676	1:08.539	181.0
2	4:36.963	116.593	2:05.017	1:25.449	1:06.497	187.6
3	4:38.950	115.763			1:05.994	184.0
4	4:36.003	116.999	2:05.589	1:24.563	1:05.851	184.0
5	4:37.427	116.398	2:05.294	1:25.995	1:06.138	180.5
6	4:35.504	117.211	2:06.019	1:24.171	1:05.314	184.5
<i>Ideal</i>	<i>4:34.502</i>	<i>117.638</i>	<i>2:05.017</i>	<i>1:24.171</i>	<i>1:05.314</i>	<i>187.6</i>

Race Classification

Position

22 119 Kris DUNCAN

Total Time **28:06.765** Avg Speed **114.567** Behind **2:16.170**

Best Time **4:40.238** Best Speed **115.231** On **6** Gp **b**

Lap	Lap Time	Lap Speed	Sector 1	Sector 2	Sector 3	Speed Trap
1	4:38.222	114.254		1:26.183	1:07.969	186.0
2	4:43.558	113.881	2:06.669	1:28.853	1:08.036	184.0
3	4:41.258	114.813			1:08.139	184.5
4	4:41.217	114.829			1:08.317	184.0
5	4:42.272	114.400	2:06.865	1:26.876	1:08.531	182.0
6	4:40.238	115.231	2:06.044	1:25.622	1:08.572	180.5
<i>Ideal</i>	<i>4:39.635</i>	<i>115.479</i>	<i>2:06.044</i>	<i>1:25.622</i>	<i>1:07.969</i>	<i>186.0</i>

20 174 Laurent HOFFMANN

Total Time **27:47.381** Avg Speed **115.899** Behind **1:56.786**

Best Time **4:36.511** Best Speed **116.784** On **5** Gp **b**

Lap	Lap Time	Lap Speed	Sector 1	Sector 2	Sector 3	Speed Trap
1	4:37.022	114.749		1:26.517	1:07.550	182.5
2	4:39.508	115.532	2:06.756	1:25.981	1:06.771	180.5
3	4:39.290	115.622			1:06.317	183.0
4	4:37.086	116.541			1:06.057	178.6
5	4:36.511	116.784			1:06.550	185.0
6	4:37.964	116.173	2:05.919	1:25.194	1:06.851	184.0
<i>Ideal</i>	<i>4:37.170</i>	<i>116.506</i>	<i>2:05.919</i>	<i>1:25.194</i>	<i>1:06.057</i>	<i>185.0</i>

23 32 Luca GOTTARDI

Total Time **28:08.823** Avg Speed **114.428** Behind **2:18.228**

Best Time **4:40.835** Best Speed **114.986** On **3** Gp **b**

Lap	Lap Time	Lap Speed	Sector 1	Sector 2	Sector 3	Speed Trap
1	4:38.753	114.036		1:25.669	1:07.335	174.4
2	4:42.066	114.484	2:07.790	1:26.805	1:07.471	178.6
3	4:40.835	114.986			1:07.436	182.0
4	4:41.381	114.763			1:07.418	181.0
5	4:42.569	114.280			1:08.040	180.5
6	4:43.219	114.018			1:07.655	174.9
<i>Ideal</i>	<i>4:40.794</i>	<i>115.002</i>	<i>2:07.790</i>	<i>1:25.669</i>	<i>1:07.335</i>	<i>182.0</i>

21 78 Emmet O'GRADY

Total Time **27:52.068** Avg Speed **115.574** Behind **2:01.473**

Best Time **4:37.383** Best Speed **116.417** On **4** Gp **b**

Lap	Lap Time	Lap Speed	Sector 1	Sector 2	Sector 3	Speed Trap
1	4:36.795	114.843		1:26.519	1:07.823	181.0
2	4:40.242	115.229	2:06.603	1:26.970	1:06.669	183.5
3	4:39.946	115.351			1:07.065	171.3
4	4:37.383	116.417			1:06.431	167.5
5	4:38.689	115.871	2:05.911	1:25.523	1:07.255	185.5
6	4:39.013	115.737	2:05.640	1:25.462	1:07.911	185.0
<i>Ideal</i>	<i>4:37.533</i>	<i>116.354</i>	<i>2:05.640</i>	<i>1:25.462</i>	<i>1:06.431</i>	<i>185.5</i>

24 45 James CHAWKE

Total Time **28:35.479** Avg Speed **112.650** Behind **2:44.884**

Best Time **4:43.778** Best Speed **113.793** On **6** Gp **b**

Lap	Lap Time	Lap Speed	Sector 1	Sector 2	Sector 3	Speed Trap
1	4:42.808	112.401		1:27.249	1:08.670	180.0
2	4:46.452	112.731	2:09.421	1:27.882	1:09.149	179.1
3	4:46.474	112.722	2:09.622	1:27.815	1:09.037	168.7
4	4:52.174	110.523	2:09.201	1:34.405	1:08.568	177.2
5	4:43.793	113.787	2:08.616	1:27.355	1:07.822	173.1
6	4:43.778	113.793	2:07.836	1:27.236	1:08.706	173.5
<i>Ideal</i>	<i>4:42.894</i>	<i>114.149</i>	<i>2:07.836</i>	<i>1:27.236</i>	<i>1:07.822</i>	<i>180.0</i>

SUPERBIKE

Race 6 - Merrow Hotel & Spa NW200 Superbike

Saturday, 11 May 2024

DETAILED SECTOR ANALYSIS

Race Classification

Position

25 **88 Sean McTAGGART**
Total Time **28:46.426** Avg Speed **111.935** Behind **2:55.831**Best Time **4:47.255** Best Speed **112.416** On **3** Gp **b**

Lap	Lap Time	Lap Speed	Sector 1	Sector 2	Sector 3	Speed Trap
1	4:45.357	111.397		1:27.485	1:09.687	182.5
2	4:48.407	111.967	2:10.907	1:27.721	1:09.779	179.5
3	4:47.255	112.416			1:09.153	179.1
4	4:48.078	112.095			1:09.155	176.7
5	4:47.591	112.284			1:09.495	179.1
6	4:49.738	111.452	2:11.861	1:28.351	1:09.526	179.1
<i>Ideal</i>	<i>4:47.545</i>	<i>112.302</i>	<i>2:10.907</i>	<i>1:27.485</i>	<i>1:09.153</i>	<i>182.5</i>

26 **43 Sam JOHNSON**
Total Time **28:46.807** Avg Speed **111.911** Behind **2:56.212**Best Time **4:45.154** Best Speed **113.244** On **5** Gp **b**

Lap	Lap Time	Lap Speed	Sector 1	Sector 2	Sector 3	Speed Trap
1	4:42.411	112.559		1:27.177	1:09.768	182.0
2	4:46.584	112.679	2:09.500	1:27.444	1:09.640	181.0
3	4:46.409	112.748			1:09.233	176.7
4	4:59.793	107.714	2:23.042	1:28.087	1:08.664	178.6
5	4:45.154	113.244	2:09.388	1:27.037	1:08.729	177.7
6	4:46.456	112.729	2:09.077	1:27.812	1:09.567	177.7
<i>Ideal</i>	<i>4:44.778</i>	<i>113.394</i>	<i>2:09.077</i>	<i>1:27.037</i>	<i>1:08.664</i>	<i>182.0</i>

27 **58 Paul WILLIAMS**
Total Time **28:53.026** Avg Speed **111.509** Behind **3:02.431**Best Time **4:48.346** Best Speed **111.990** On **4** Gp **b**

Lap	Lap Time	Lap Speed	Sector 1	Sector 2	Sector 3	Speed Trap
1	4:46.953	110.778		1:28.706	1:09.176	177.7
2	4:49.077	111.707	2:10.871	1:28.627	1:09.579	178.1
3	4:50.108	111.310			1:09.404	177.2
4	4:48.346	111.990			1:08.522	177.7
5	4:49.232	111.647			1:09.130	169.6
6	4:49.310	111.617			1:09.510	177.7
<i>Ideal</i>	<i>4:48.020</i>	<i>112.117</i>	<i>2:10.871</i>	<i>1:28.627</i>	<i>1:08.522</i>	<i>178.1</i>

Race Classification

Position

28 **85 Olivier LUPBERGER**
Total Time **29:29.724** Avg Speed **109.197** Behind **3:39.129**Best Time **4:53.478** Best Speed **110.032** On **4** Gp **b**

Lap	Lap Time	Lap Speed	Sector 1	Sector 2	Sector 3	Speed Trap
1	4:48.496	110.185		1:29.318	1:09.692	177.7
2	4:54.718	109.569	2:13.607	1:30.324	1:10.787	165.0
3	4:56.817	108.794			1:10.327	168.7
4	4:53.478	110.032	2:12.833	1:30.503	1:10.142	170.5
5	4:55.851	109.150	2:14.676	1:30.428	1:10.747	167.9
6	5:00.364	107.510	2:13.953	1:33.395	1:13.016	171.3
<i>Ideal</i>	<i>4:51.843</i>	<i>110.649</i>	<i>2:12.833</i>	<i>1:29.318</i>	<i>1:09.692</i>	<i>177.7</i>

29 **44 Liam CHAWKE**
Total Time **29:34.035** Avg Speed **108.931** Behind **3:43.440**Best Time **4:53.935** Best Speed **109.861** On **2** Gp **b**

Lap	Lap Time	Lap Speed	Sector 1	Sector 2	Sector 3	Speed Trap
1	4:51.596	109.014		1:29.287	1:10.803	185.0
2	4:53.935	109.861	2:12.650	1:30.653	1:10.632	173.1
3	4:54.019	109.830	2:13.586	1:29.974	1:10.459	175.3
4	4:58.090	108.330	2:12.644	1:32.617	1:12.829	178.1
5	4:56.310	108.980	2:14.431	1:30.254	1:11.625	178.1
6	5:00.085	107.610	2:15.216	1:31.554	1:13.315	179.5
<i>Ideal</i>	<i>4:52.390</i>	<i>110.442</i>	<i>2:12.644</i>	<i>1:29.287</i>	<i>1:10.459</i>	<i>185.0</i>

Not Classified

Position

DNF **111 Brian McCORMACK**
Total Time **23:17.675** Avg Speed **115.160** BehindBest Time **4:34.498** Best Speed **117.640** On **2** Gp **a**

Lap	Lap Time	Lap Speed	Sector 1	Sector 2	Sector 3	Speed Trap
1	4:31.274	117.180		1:23.706	1:05.373	191.3
2	4:34.498	117.640	2:02.551	1:26.163	1:05.784	189.1
3	4:38.483	115.957			1:06.273	146.1
4	4:38.604	115.906	2:05.788	1:25.910	1:06.906	181.0
5	4:44.816	113.378	2:07.067	1:26.999		178.6
<i>Ideal</i>	<i>4:31.630</i>	<i>118.882</i>	<i>2:02.551</i>	<i>1:23.706</i>	<i>1:05.373</i>	<i>191.3</i>

SUPERBIKE

Race 6 - Merrow Hotel & Spa NW200 Superbike

Saturday, 11 May 2024

DETAILED SECTOR ANALYSIS

Not Classified

Position

DNF 93 Paul CRANSTON

Total Time **25:03.595** Avg Speed **107.047** Behind

Best Time **5:00.720** Best Speed **107.382** On **2** Gp **b**

Lap	Lap Time	Lap Speed	Sector 1	Sector 2	Sector 3	Speed Trap
1	4:56.490	107.214		1:31.650	1:12.109	168.3
2	5:00.720	107.382	2:15.957	1:32.416	1:12.347	166.2
3	5:02.383	106.792			1:12.534	166.2
4	5:01.553	107.086			1:11.541	163.8
5	5:02.449	106.768			1:12.302	162.6
<i>Ideal</i>	<i>4:59.148</i>	<i>107.947</i>	<i>2:15.957</i>	<i>1:31.650</i>	<i>1:11.541</i>	<i>168.3</i>

Not Classified

Position

DNF 66 Ryan GIBSON

Total Time **4:53.452** Avg Speed **108.324** Behind

Best Time Best Speed On Gp **a**

Lap	Lap Time	Lap Speed	Sector 1	Sector 2	Sector 3	Speed Trap
1	4:53.452	108.324		1:36.344		189.7
<i>Ideal</i>	<i>0.000</i>	<i>0.000</i>		<i>1:36.344</i>		<i>189.7</i>

DNF 65 Michael SWEENEY

Total Time **18:32.876** Avg Speed **115.614** Behind

Best Time **4:29.957** Best Speed **119.619** On **2** Gp **a**

Lap	Lap Time	Lap Speed	Sector 1	Sector 2	Sector 3	Speed Trap
1	4:28.232	118.509		1:22.849	1:05.192	190.7
2	4:29.957	119.619	2:02.578	1:22.304	1:05.075	185.0
3	4:30.450	119.401			1:05.681	187.0
4	5:04.237	106.141				185.5
<i>Ideal</i>	<i>4:29.957</i>	<i>119.619</i>	<i>2:02.578</i>	<i>1:22.304</i>	<i>1:05.075</i>	<i>190.7</i>

DNF 90 Craig KENNELLY

Total Time **15:06.865** Avg Speed **106.269** Behind

Best Time **4:54.286** Best Speed **109.730** On **2** Gp **b**

Lap	Lap Time	Lap Speed	Sector 1	Sector 2	Sector 3	Speed Trap
1	4:50.909	109.271		1:29.028	1:10.657	180.0
2	4:54.286	109.730	2:13.133			180.0
3	5:21.670	100.389		6:32.656		161.5
<i>Ideal</i>	<i>4:52.818</i>	<i>110.280</i>	<i>2:13.133</i>	<i>1:29.028</i>	<i>1:10.657</i>	<i>180.0</i>

DNF 2 John McGUINNESS

Total Time **8:53.154** Avg Speed **120.190** Behind

Best Time **4:27.817** Best Speed **120.575** On **2** Gp **a**

Lap	Lap Time	Lap Speed	Sector 1	Sector 2	Sector 3	Speed Trap
1	4:25.337	119.802		1:22.144	1:04.234	194.0
2	4:27.817	120.575	2:02.298	1:21.803	1:03.716	187.0
<i>Ideal</i>	<i>4:27.817</i>	<i>120.575</i>	<i>2:02.298</i>	<i>1:21.803</i>	<i>1:03.716</i>	<i>194.0</i>

SUPERBIKE

Race 6 - Merrow Hotel & Spa NW200 Superbike

LAP CHART

1					2					3				
No	Name	Gp	Time of Day	Lap Time	No	Name	Gp	Time of Day	Lap Time	No	Name	Gp	Time of Day	Lap Time
74	Davey TODD	a	17:12:54.737	4:14.469	74	Davey TODD	a	17:17:13.836	4:19.099	1	Glenn IRWIN	a	17:21:32.476	4:18.360
1	Glenn IRWIN	a	17:12:55.257	4:14.989	1	Glenn IRWIN	a	17:17:14.116	4:18.859	74	Davey TODD	a	17:21:32.819	4:18.983
5	Dean HARRISON	a	17:12:56.202	4:15.934	5	Dean HARRISON	a	17:17:14.594	4:18.392	5	Dean HARRISON	a	17:21:33.812	4:19.218
6	Michael DUNLOP	a	17:12:59.780	4:19.512	6	Michael DUNLOP	a	17:17:21.901	4:22.121	6	Michael DUNLOP	a	17:21:44.629	4:22.728
4	Michael RUTTER	a	17:13:05.419	4:25.151	2	John McGUINNESS	a	17:17:33.422	4:27.817	4	Michael RUTTER	a	17:22:02.463	4:27.939
2	John McGUINNESS	a	17:13:05.605	4:25.337	4	Michael RUTTER	a	17:17:34.524	4:29.105	37	James HILLIER	a	17:22:02.654	4:26.881
9	Craig NEVE	a	17:13:06.531	4:26.263	37	James HILLIER	a	17:17:35.773	4:28.971	22	Paul JORDAN	a	17:22:03.071	4:25.783
37	James HILLIER	a	17:13:06.802	4:26.534	9	Craig NEVE	a	17:17:36.667	4:30.136	9	Craig NEVE	a	17:22:05.444	4:28.777
38	Erno KOSTAMO	a	17:13:08.284	4:28.016	16	Mike BROWNE	a	17:17:37.082	4:28.165	16	Mike BROWNE	a	17:22:05.918	4:28.836
65	Michael SWEENEY	a	17:13:08.500	4:28.232	22	Paul JORDAN	a	17:17:37.288	4:28.175	65	Michael SWEENEY	a	17:22:08.907	4:30.450
16	Mike BROWNE	a	17:13:08.917	4:28.649	65	Michael SWEENEY	a	17:17:38.457	4:29.957	38	Erno KOSTAMO	a	17:22:10.959	4:31.429
22	Paul JORDAN	a	17:13:09.113	4:28.845	38	Erno KOSTAMO	a	17:17:39.530	4:31.246	17	Gary McCOY	a	17:22:15.254	4:32.906
96	Dom HERBERTSON	a	17:13:09.758	4:29.490	15	Nathan HARRISON	a	17:17:41.825	4:31.244	15	Nathan HARRISON	a	17:22:15.942	4:34.117
15	Nathan HARRISON	a	17:13:10.581	4:30.313	17	Gary McCOY	a	17:17:42.348	4:31.478	96	Dom HERBERTSON	a	17:22:16.145	4:31.179
17	Gary McCOY	a	17:13:10.870	4:30.602	96	Dom HERBERTSON	a	17:17:44.966	4:35.208	23	David JOHNSON	a	17:22:20.003	4:34.426
111	Brian McCORMACK	a	17:13:11.542	4:31.274	23	David JOHNSON	a	17:17:45.577	4:32.483	7	Sam WEST	a	17:22:20.822	4:33.888
23	David JOHNSON	a	17:13:13.094	4:32.826	111	Brian McCORMACK	a	17:17:46.040	4:34.498	111	Brian McCORMACK	a	17:22:24.523	4:38.483
7	Sam WEST	a	17:13:14.203	4:33.935	7	Sam WEST	a	17:17:46.934	4:32.731	20	Michael EVANS	a	17:22:24.821	4:37.484
20	Michael EVANS	a	17:13:14.581	4:34.313	20	Michael EVANS	a	17:17:47.337	4:32.756	91	Julian TRUMMER	a	17:22:26.477	4:36.720
91	Julian TRUMMER	a	17:13:15.801	4:35.533	48	Eddy FERRE	a	17:17:49.614	4:33.597	48	Eddy FERRE	a	17:22:26.683	4:37.069
48	Eddy FERRE	a	17:13:16.017	4:35.749	91	Julian TRUMMER	a	17:17:49.757	4:33.956	174	Laurent HOFFMANN	b	17:22:36.088	4:39.290
78	Emmet O'GRADY	b	17:13:17.063	4:36.795	174	Laurent HOFFMANN	b	17:17:56.798	4:39.508	25	Amalric BLANC	b	17:22:36.414	4:38.950
174	Laurent HOFFMANN	b	17:13:17.290	4:37.022	78	Emmet O'GRADY	b	17:17:57.305	4:40.242	78	Emmet O'GRADY	b	17:22:37.251	4:39.946
119	Kris DUNCAN	b	17:13:18.490	4:38.222	25	Amalric BLANC	b	17:17:57.464	4:36.963	32	Luca GOTTARDI	b	17:22:41.922	4:40.835
32	Luca GOTTARDI	b	17:13:19.021	4:38.753	32	Luca GOTTARDI	b	17:18:01.087	4:42.066	119	Kris DUNCAN	b	17:22:43.306	4:41.258
25	Amalric BLANC	b	17:13:20.501	4:40.233	119	Kris DUNCAN	b	17:18:02.048	4:43.558	43	Sam JOHNSON	b	17:22:55.672	4:46.409
43	Sam JOHNSON	b	17:13:22.679	4:42.411	43	Sam JOHNSON	b	17:18:09.263	4:46.584	45	James CHAWKE	b	17:22:56.002	4:46.474
45	James CHAWKE	b	17:13:23.076	4:42.808	45	James CHAWKE	b	17:18:09.528	4:46.452	88	Sean McTAGGART	b	17:23:01.287	4:47.255
88	Sean McTAGGART	b	17:13:25.625	4:45.357	88	Sean McTAGGART	b	17:18:14.032	4:48.407	58	Paul WILLIAMS	b	17:23:06.406	4:50.108
58	Paul WILLIAMS	b	17:13:27.221	4:46.953	58	Paul WILLIAMS	b	17:18:16.298	4:49.077	44	Liam CHAWKE	b	17:23:19.818	4:54.019
85	Olivier LUPBERGER	b	17:13:28.764	4:48.496	85	Olivier LUPBERGER	b	17:18:23.482	4:54.718	85	Olivier LUPBERGER	b	17:23:20.299	4:56.817
90	Craig KENNELLY	b	17:13:31.177	4:50.909	90	Craig KENNELLY	b	17:18:25.463	4:54.286	93	Paul CRANSTON	b	17:23:39.861	5:02.383
44	Liam CHAWKE	b	17:13:31.864	4:51.596	44	Liam CHAWKE	b	17:18:25.799	4:53.935	90	Craig KENNELLY	b	17:23:47.133	5:21.670
66	Ryan GIBSON	a	17:13:33.720	4:53.452	93	Paul CRANSTON	b	17:18:37.478	5:00.720					
93	Paul CRANSTON	b	17:13:36.758	4:56.490										

SUPERBIKE

Race 6 - Merrow Hotel & Spa NW200 Superbike

LAP CHART

4

No	Name	Gp	Time of Day	Lap Time
1	Glenn IRWIN	a	17:25:51.617	4:19.141
74	Davey TODD	a	17:25:52.096	4:19.277
5	Dean HARRISON	a	17:25:53.205	4:19.393
6	Michael DUNLOP	a	17:26:07.824	4:23.195
37	James HILLIER	a	17:26:32.917	4:30.263
4	Michael RUTTER	a	17:26:34.178	4:31.715
22	Paul JORDAN	a	17:26:34.358	4:31.287
9	Craig NEVE	a	17:26:34.742	4:29.298
16	Mike BROWNE	a	17:26:35.279	4:29.361
38	Erno KOSTAMO	a	17:26:42.888	4:31.929
96	Dom HERBERTSON	a	17:26:46.234	4:30.089
17	Gary McCOY	a	17:26:49.679	4:34.425
15	Nathan HARRISON	a	17:26:50.178	4:34.236
23	David JOHNSON	a	17:26:54.216	4:34.213
7	Sam WEST	a	17:26:55.106	4:34.284
20	Michael EVANS	a	17:26:59.305	4:34.484
91	Julian TRUMMER	a	17:27:00.209	4:33.732
48	Eddy FERRE	a	17:27:00.551	4:33.868
111	Brian McCORMACK	a	17:27:03.127	4:38.604
25	Amalric BLANC	b	17:27:12.417	4:36.003
65	Michael SWEENEY	a	17:27:13.144	5:04.237
174	Laurent HOFFMANN	b	17:27:13.174	4:37.086
78	Emmet O'GRADY	b	17:27:14.634	4:37.383
32	Luca GOTTARDI	b	17:27:23.303	4:41.381
119	Kris DUNCAN	b	17:27:24.523	4:41.217
45	James CHAWKE	b	17:27:48.176	4:52.174
88	Sean McTAGGART	b	17:27:49.365	4:48.078
58	Paul WILLIAMS	b	17:27:54.752	4:48.346
43	Sam JOHNSON	b	17:27:55.465	4:59.793
85	Olivier LUPBERGER	b	17:28:13.777	4:53.478
44	Liam CHAWKE	b	17:28:17.908	4:58.090
93	Paul CRANSTON	b	17:28:41.414	5:01.553

5

No	Name	Gp	Time of Day	Lap Time
1	Glenn IRWIN	a	17:30:11.114	4:19.497
74	Davey TODD	a	17:30:11.725	4:19.629
5	Dean HARRISON	a	17:30:12.587	4:19.382
6	Michael DUNLOP	a	17:30:30.484	4:22.660
37	James HILLIER	a	17:30:59.326	4:26.409
22	Paul JORDAN	a	17:31:02.080	4:27.722
4	Michael RUTTER	a	17:31:04.096	4:29.918
16	Mike BROWNE	a	17:31:04.562	4:29.283
9	Craig NEVE	a	17:31:05.062	4:30.320
96	Dom HERBERTSON	a	17:31:15.853	4:29.619
38	Erno KOSTAMO	a	17:31:16.675	4:33.787
15	Nathan HARRISON	a	17:31:23.746	4:33.568
17	Gary McCOY	a	17:31:24.231	4:34.552
23	David JOHNSON	a	17:31:26.938	4:32.722
7	Sam WEST	a	17:31:27.713	4:32.607
91	Julian TRUMMER	a	17:31:34.163	4:33.954
20	Michael EVANS	a	17:31:34.560	4:35.255
48	Eddy FERRE	a	17:31:34.722	4:34.171
111	Brian McCORMACK	a	17:31:47.943	4:44.816
174	Laurent HOFFMANN	b	17:31:49.685	4:36.511
25	Amalric BLANC	b	17:31:49.844	4:37.427
78	Emmet O'GRADY	b	17:31:53.323	4:38.689
32	Luca GOTTARDI	b	17:32:05.872	4:42.569
119	Kris DUNCAN	b	17:32:06.795	4:42.272
45	James CHAWKE	b	17:32:31.969	4:43.793
88	Sean McTAGGART	b	17:32:36.956	4:47.591
43	Sam JOHNSON	b	17:32:40.619	4:45.154
58	Paul WILLIAMS	b	17:32:43.984	4:49.232
85	Olivier LUPBERGER	b	17:33:09.628	4:55.851
44	Liam CHAWKE	b	17:33:14.218	4:56.310
93	Paul CRANSTON	b	17:33:43.863	5:02.449

6

No	Name	Gp	Time of Day	Lap Time
1	Glenn IRWIN	a	17:34:30.863	4:19.749
74	Davey TODD	a	17:34:31.327	4:19.602
5	Dean HARRISON	a	17:34:34.205	4:21.618
6	Michael DUNLOP	a	17:34:54.766	4:24.282
37	James HILLIER	a	17:35:28.567	4:29.241
22	Paul JORDAN	a	17:35:30.603	4:28.523
4	Michael RUTTER	a	17:35:32.967	4:28.871
9	Craig NEVE	a	17:35:35.304	4:30.242
16	Mike BROWNE	a	17:35:38.341	4:33.779
96	Dom HERBERTSON	a	17:35:45.717	4:29.864
38	Erno KOSTAMO	a	17:35:47.790	4:31.115
15	Nathan HARRISON	a	17:35:57.965	4:34.219
17	Gary McCOY	a	17:35:58.117	4:33.886
23	David JOHNSON	a	17:35:58.968	4:32.030
7	Sam WEST	a	17:35:59.593	4:31.880
91	Julian TRUMMER	a	17:36:10.292	4:36.129
48	Eddy FERRE	a	17:36:10.654	4:35.932
20	Michael EVANS	a	17:36:11.084	4:36.524
25	Amalric BLANC	b	17:36:25.348	4:35.504
174	Laurent HOFFMANN	b	17:36:27.649	4:37.964
78	Emmet O'GRADY	b	17:36:32.336	4:39.013
119	Kris DUNCAN	b	17:36:47.033	4:40.238
32	Luca GOTTARDI	b	17:36:49.091	4:43.219
45	James CHAWKE	b	17:37:15.747	4:43.778
88	Sean McTAGGART	b	17:37:26.694	4:49.738
43	Sam JOHNSON	b	17:37:27.075	4:46.456
58	Paul WILLIAMS	b	17:37:33.294	4:49.310
85	Olivier LUPBERGER	b	17:38:09.992	5:00.364
44	Liam CHAWKE	b	17:38:14.303	5:00.085

BRIGGS EQUIPMENT NORTH WEST 2000

SUPERBIKE

Race 6 - Merrow Hotel & Spa NW200 Superbike

SECTOR ANALYSIS

Perfect Lap (sum of best sectors) = 4:17.295



IDEAL / BEST COMPARISON

SECTOR 1 FINISH - BALLYSALLY			SECTOR 2 BALLYSALLY - METROPOLE		SECTOR 3 METROPOLE - FINISH		IDEAL / BEST COMPARISON				
Pos	No Name	Time	No Name	Time	No Name	Time	Pos	No Name	Ideal Time	Best Time	Diff
1	5 Dean HARRISON	1:56.178	1 Glenn IRWIN	1:18.910	5 Dean HARRISON	1:02.207	1	1 Glenn IRWIN	4:17.924	4:18.360	0.436
2	74 Davey TODD	1:56.205	74 Davey TODD	1:19.458	1 Glenn IRWIN	1:02.311	2	5 Dean HARRISON	4:17.884	4:18.392	0.508
3	1 Glenn IRWIN	1:56.703	5 Dean HARRISON	1:19.499	74 Davey TODD	1:02.420	3	74 Davey TODD	4:18.083	4:18.983	0.900
4	6 Michael DUNLOP	1:58.130	6 Michael DUNLOP	1:19.739	6 Michael DUNLOP	1:03.450	4	6 Michael DUNLOP	4:21.319	4:22.121	0.802
5	37 James HILLIER	1:59.522	2 John McGUINNESS	1:21.803	2 John McGUINNESS	1:03.716	5	22 Paul JORDAN	4:27.021	4:25.783	1.238
6	16 Mike BROWNE	2:00.836	16 Mike BROWNE	1:21.828	37 James HILLIER	1:03.983	6	37 James HILLIER	4:26.191	4:26.409	0.218
7	22 Paul JORDAN	2:01.009	22 Paul JORDAN	1:21.848	22 Paul JORDAN	1:04.164	7	2 John McGUINNESS	4:27.817	4:27.817	0.000
8	4 Michael RUTTER	2:01.447	4 Michael RUTTER	1:22.056	4 Michael RUTTER	1:04.277	8	4 Michael RUTTER	4:27.780	4:27.939	0.159
9	9 Craig NEVE	2:01.891	65 Michael SWEENEY	1:22.304	16 Mike BROWNE	1:04.545	9	16 Mike BROWNE	4:27.209	4:28.165	0.956
10	96 Dom HERBERTSON	2:02.222	9 Craig NEVE	1:22.637	96 Dom HERBERTSON	1:04.637	10	9 Craig NEVE	4:29.449	4:28.777	0.672
11	7 Sam WEST	2:02.273	37 James HILLIER	1:22.686	38 Erno KOSTAMO	1:04.670	11	96 Dom HERBERTSON	4:30.948	4:29.619	1.329
12	2 John McGUINNESS	2:02.298	17 Gary McCOY	1:22.807	9 Craig NEVE	1:04.921	12	65 Michael SWEENEY	4:29.957	4:29.957	0.000
13	17 Gary McCOY	2:02.456	38 Erno KOSTAMO	1:22.902	65 Michael SWEENEY	1:05.075	13	38 Erno KOSTAMO	4:30.539	4:31.115	0.576
14	111 Brian McCORMACK	2:02.551	15 Nathan HARRISON	1:23.446	15 Nathan HARRISON	1:05.215	14	15 Nathan HARRISON	4:31.244	4:31.244	0.000
15	65 Michael SWEENEY	2:02.578	91 Julian TRUMMER	1:23.591	48 Eddy FERRE	1:05.290	15	17 Gary McCOY	4:30.703	4:31.478	0.775
16	15 Nathan HARRISON	2:02.583	23 David JOHNSON	1:23.616	25 Amalric BLANC	1:05.314	16	7 Sam WEST	4:31.796	4:31.880	0.084
17	23 David JOHNSON	2:02.585	111 Brian McCORMACK	1:23.706	111 Brian McCORMACK	1:05.373	17	23 David JOHNSON	4:31.647	4:32.030	0.383
18	20 Michael EVANS	2:02.779	7 Sam WEST	1:24.063	17 Gary McCOY	1:05.440	18	20 Michael EVANS	4:32.653	4:32.756	0.103
19	38 Erno KOSTAMO	2:02.967	96 Dom HERBERTSON	1:24.089	23 David JOHNSON	1:05.446	19	48 Eddy FERRE	4:32.854	4:33.597	0.743
20	91 Julian TRUMMER	2:03.229	48 Eddy FERRE	1:24.143	7 Sam WEST	1:05.460	20	91 Julian TRUMMER	4:32.577	4:33.732	1.155
21	48 Eddy FERRE	2:03.421	25 Amalric BLANC	1:24.171	20 Michael EVANS	1:05.585	21	111 Brian McCORMACK	4:31.630	4:34.498	2.868
22	25 Amalric BLANC	2:05.017	20 Michael EVANS	1:24.289	91 Julian TRUMMER	1:05.757	22	25 Amalric BLANC	4:34.502	4:35.504	1.002
23	78 Emmet O'GRADY	2:05.640	174 Laurent HOFFMANN	1:25.194	174 Laurent HOFFMANN	1:06.057	23	174 Laurent HOFFMANN	4:37.170	4:36.511	0.659
24	174 Laurent HOFFMANN	2:05.919	78 Emmet O'GRADY	1:25.462	78 Emmet O'GRADY	1:06.431	24	78 Emmet O'GRADY	4:37.533	4:37.383	0.150
25	119 Kris DUNCAN	2:06.044	119 Kris DUNCAN	1:25.622	32 Luca GOTTARDI	1:07.335	25	119 Kris DUNCAN	4:39.635	4:40.238	0.603
26	32 Luca GOTTARDI	2:07.790	32 Luca GOTTARDI	1:25.669	45 James CHAWKE	1:07.822	26	32 Luca GOTTARDI	4:40.794	4:40.835	0.041
27	45 James CHAWKE	2:07.836	43 Sam JOHNSON	1:27.037	119 Kris DUNCAN	1:07.969	27	45 James CHAWKE	4:42.894	4:43.778	0.884
28	43 Sam JOHNSON	2:09.077	45 James CHAWKE	1:27.236	58 Paul WILLIAMS	1:08.522	28	43 Sam JOHNSON	4:44.778	4:45.154	0.376
29	58 Paul WILLIAMS	2:10.871	88 Sean McTAGGART	1:27.485	43 Sam JOHNSON	1:08.664	29	88 Sean McTAGGART	4:47.545	4:47.255	0.290
30	88 Sean McTAGGART	2:10.907	58 Paul WILLIAMS	1:28.627	88 Sean McTAGGART	1:09.153	30	58 Paul WILLIAMS	4:48.020	4:48.346	0.326
31	44 Liam CHAWKE	2:12.644	90 Craig KENNELLY	1:29.028	85 Olivier LUPBERGER	1:09.692	31	85 Olivier LUPBERGER	4:51.843	4:53.478	1.635
32	85 Olivier LUPBERGER	2:12.833	44 Liam CHAWKE	1:29.287	44 Liam CHAWKE	1:10.459	32	44 Liam CHAWKE	4:52.390	4:53.935	1.545
33	90 Craig KENNELLY	2:13.133	85 Olivier LUPBERGER	1:29.318	90 Craig KENNELLY	1:10.657	33	90 Craig KENNELLY	4:52.818	4:54.286	1.468
34	93 Paul CRANSTON	2:15.957	93 Paul CRANSTON	1:31.650	93 Paul CRANSTON	1:11.541	34	93 Paul CRANSTON	4:59.148	5:00.720	1.572
			66 Ryan GIBSON	1:36.344							



SUPERBIKE

Race 6 - Merrow Hotel & Spa NW200 Superbike
Saturday, 11 May 2024

SPEED TRAP ON APPROACH TO UNIVERSITY

NW200

Class No/Name **Fastest** Lap 1 Lap 2 Lap 3 Lap 4 Lap 5 Lap 6 Lap 7 Lap 8 Lap 9 Lap 10 Lap 11 Lap 12

SBK

Class	No/Name	Fastest	Lap 1	Lap 2	Lap 3	Lap 4	Lap 5	Lap 6	Lap 7	Lap 8	Lap 9	Lap 10	Lap 11	Lap 12
SBK	5 Dean HARRISON	203.4	203.4	201.6	201.0	196.3	198.6	198.0						
SBK	1 Glenn IRWIN	202.2	202.2	198.0	201.6	198.0	197.5	194.6						
SBK	74 Davey TODD	201.0	199.8	199.2	199.2	194.6	201.0	197.5						
SBK	6 Michael DUNLOP	199.2	199.2	196.3	194.0	195.2	196.9	193.5						
SBK	4 Michael RUTTER	198.6	198.6	193.5	191.3	192.4	195.2	193.5						
SBK	17 Gary McCOY	197.5	197.5	192.4	178.6	194.0	186.0	181.0						
SBK	16 Mike BROWNE	196.9	194.0	191.8	195.2	195.7	196.9	190.2						
SBK	15 Nathan HARRISON	196.9	196.9	189.7	176.7	186.5	186.5	182.5						
SBK	9 Craig NEVE	195.2	195.2	193.5	190.2	190.7	192.4	185.5						
SBK	2 John McGUINNESS	194.0	194.0	187.0										
SBK	37 James HILLIER	194.0	194.0	190.7	189.1	187.0	190.2	187.0						
SBK	7 Sam WEST	194.0	186.0	194.0	167.1	185.0	194.0	188.6						
SBK	38 Erno KOSTAMO	193.5	193.5	179.1	184.5	178.1	183.0	186.5						
SBK	22 Paul JORDAN	192.9	191.8	185.5	187.0	179.1	192.9	190.7						
SBK	96 Dom HERBERTSON	192.4	187.0	186.0	179.5	191.3	192.4	190.7						
SBK	23 David JOHNSON	191.3	185.0	190.2	171.3	189.7	189.1	191.3						
SBK	111 Brian McCORMACK	191.3	191.3	189.1	146.1	181.0	178.6							
SBK	20 Michael EVANS	190.7	189.1	189.1	140.6	187.0	174.0	190.7						
SBK	65 Michael SWEENEY	190.7	190.7	185.0	187.0	185.5								
SBK	91 Julian TRUMMER	190.2	190.2	185.0	171.3	189.1	183.5	184.5						
SBK	48 Eddy FERRE	189.7	187.0	187.6	173.5	189.7	188.1	181.5						
SBK	66 Ryan GIBSON	189.7	189.7											
SBK	25 Amalric BLANC	187.6	181.0	187.6	184.0	184.0	180.5	184.5						
SBK	119 Kris DUNCAN	186.0	186.0	184.0	184.5	184.0	182.0	180.5						
SBK	78 Emmet O'GRADY	185.5	181.0	183.5	171.3	167.5	185.5	185.0						
SBK	44 Liam CHAWKE	185.0	185.0	173.1	175.3	178.1	178.1	179.5						
SBK	174 Laurent HOFFMANN	185.0	182.5	180.5	183.0	178.6	185.0	184.0						
SBK	88 Sean McTAGGART	182.5	182.5	179.5	179.1	176.7	179.1	179.1						
SBK	43 Sam JOHNSON	182.0	182.0	181.0	176.7	178.6	177.7	177.7						
SBK	32 Luca GOTTARDI	182.0	174.4	178.6	182.0	181.0	180.5	174.9						
SBK	90 Craig KENNELLY	180.0	180.0	180.0	161.5									
SBK	45 James CHAWKE	180.0	180.0	179.1	168.7	177.2	173.1	173.5						
SBK	58 Paul WILLIAMS	178.1	177.7	178.1	177.2	177.7	169.6	177.7						
SBK	85 Olivier LUPBERGER	177.7	177.7	165.0	168.7	170.5	167.9	171.3						
SBK	93 Paul CRANSTON	168.3	168.3	166.2	166.2	163.8	162.6							