

Phillip Island DWO Official Test, 22-23 February 2016

World Supersport - Results Tuesday 2nd

No.	Rider	Nat	Team	Bike	Time	Gap	Rel.	Laps	Speed	
									Avg	Max
1	1 K. SOFUOGLU	TUR	Kawasaki Puccetti Racing	Kawasaki ZX-6R	1'33.786			31	170,622	273,4
2	87 L. ZANETTI	ITA	MV Agusta Reparto Corse	MV Agusta F3 675	1'34.455	0.669	0.669	20	169,414	274,8
3	21 R. KRUMMENACHER	SUI	Kawasaki Puccetti Racing	Kawasaki ZX-6R	1'34.615	0.829	0.160	25	169,128	272,0
4	19 K. WAHR	GER	Gemar Balloons - Team Lorini	Honda CBR600RR	1'34.693	0.907	0.078	23	168,988	273,4
5	25 A. BALDOLINI	ITA	Race Department ATK#25	MV Agusta F3 675	1'34.730	0.944	0.037	21	168,922	267,3
6	2 P. JACOBSEN	USA	Honda World Supersport Team	Honda CBR600RR	1'34.792	1.006	0.062	36	168,812	274,1
7	4 G. REA	GBR	GRT Racing Team	MV Agusta F3 675	1'35.005	1.219	0.213	21	168,433	264,1
8	16 J. CLUZEL	FRA	MV Agusta Reparto Corse	MV Agusta F3 675	1'35.015	1.229	0.010	17	168,416	270,7
9	88 N. TEROL	ESP	Schmidt Racing	MV Agusta F3 675	1'35.178	1.392	0.163	6	168,127	268,7
10	111 K. SMITH	GBR	CIA Landlord Insurance Honda	Honda CBR600RR	1'35.308	1.522	0.130	34	167,898	270,0
11	13 A. WEST	AUS	Tribeca Racing	Yamaha YZF R6	1'35.570	1.784	0.262	24	167,437	267,3
12	78 H. OKUBO	JPN	CIA Landlord Insurance Honda	Honda CBR600RR	1'35.590	1.804	0.020	37	167,402	269,3
13	41 A. WAGNER	AUS	GRT Racing Team	MV Agusta F3 675	1'35.613	1.827	0.023	20	167,362	262,8
14	11 C. GAMARINO	ITA	Team GoEleven	Kawasaki ZX-6R	1'35.670	1.884	0.057	31	167,262	271,4
15	63 Z. KHAIRUDDIN	MAS	Orelac Racing VerdNatura	Kawasaki ZX-6R	1'35.671	1.885	0.001	29	167,261	275,5
16	69 O. JEZEK	CZE	Team GoEleven	Kawasaki ZX-6R	1'35.783	1.997	0.112	12	167,065	268,7
17	77 K. RYDE	GBR	Ranieri Med - SC Racing	Yamaha YZF R6	1'35.841	2.055	0.058	5	166,964	270,7
18	81 L. STAPLEFORD	GBR	CIA LandlordInsurance Profile Honda	Honda CBR600RR	1'35.966	2.180	0.125	20	166,747	268,7
19	64 F. CARICASULO	ITA	Bardahl Evan Bros. Honda Racing	Honda CBR600RR	1'36.052	2.266	0.086	27	166,597	275,5
20	44 R. ROLFO	ITA	Team Factory Vamag	MV Agusta F3 675	1'36.172	2.386	0.120	25	166,389	266,0
21	68 G. SCOTT	AUS	Gemar Balloons - Team Lorini	Honda CBR600RR	1'36.177	2.391	0.005	30	166,381	271,4
22	5 M. LEVY	AUS	Landbridge Racing	Yamaha YZF R6	1'36.704	2.918	0.527	33	165,474	269,3
23	10 N. CALERO	ESP	Orelac Racing VerdNatura	Kawasaki ZX-6R	1'37.021	3.235	0.317	24	164,933	273,4
24	48 A. PHILLIS	AUS	AARK Racing	Honda CBR600RR	1'37.042	3.256	0.021	33	164,898	268,7
25	30 K. BURNS	AUS	Burns Racing	Suzuki GSX-R600	1'37.295	3.509	0.253	20	164,469	267,3
26	35 S. HILL	GBR	CIA Landlord Insurance Honda	Honda CBR600RR	1'38.009	4.223	0.714	31	163,271	265,4
27	83 L. EPIS	AUS	Response RE Racing	Kawasaki ZX-6R	1'39.513	5.727	1.504	25	160,803	268,7

AIR	Humidity:	40%	Temp:	32°C
TRACK	Condition:	Dry	Temp:	36°C

23/02/2016 Start 15:40 End 17:42

The results are provisional until the end of the time limit for protests and appeals and the completion of the technical checks.

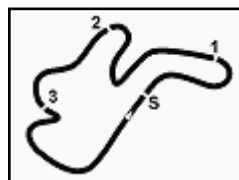
FICR PERUGIA TIMING



Official Tyre Supplier



Official Timekeeper



Phillip Island DWO Official Test, 22-23 February 2016

World Supersport - Results Tuesday 2nd

Session Highlights

15.40.00		Start
16.29.21		RED FLAG
16.29.46	Jezek	Crashed - Turn 11
16.30.41	Jezek	Entered Pits
16.32.37	Jezek	Medical Center
16.39.01	Stapleford	Crashed - Rider OK - Turn 9
16.39.51	Stapleford	Entered Pits
16.39.58		RED FLAG
16.48.18	Cluzel	On the Gravel - Re-Joined - Turn 10
16.52.19	Phillis	Crashed - Rider OK - Turn 10
16.52.31	Phillis	Re-joined
16.58.21	Levy	Technical Problem - Turn 10
16.59.19	Levy	Entered Pits
17.25.07		DROPS of RAIN in Sector 3
17.27.28		DROPS of RAIN in Sector 4
17.27.42		DROPS of RAIN in All Sectors
17.34.00	Wagner	Crashed - Rider OK - Turn 11
17.36.17	Levy	On the Gravel - Re-Joined - Turn 10
17.36.39	Wagner	Medical Center
17.42.06		End Of Session

Fastest Laps Sequence

No.	Rider	Nat	Team	Bike	Local Time	Time	Gap	Avg
81	L. STAPLEFORD	GBR	CIA LandlordInsurance Profile Honda	Honda CBR600RR	15:43'11.790	1'47.296		149,139
1	K. SOFUOGLU	TUR	Kawasaki Puccetti Racing	Kawasaki ZX-6R	15:43'43.343	1'46.107	-1.189	150,810
81	L. STAPLEFORD	GBR	CIA LandlordInsurance Profile Honda	Honda CBR600RR	15:44'48.318	1'36.528	-9.579	165,776
21	R. KRUMMENACHER	SUI	Kawasaki Puccetti Racing	Kawasaki ZX-6R	15:45'06.818	1'35.963	-0.565	166,752
1	K. SOFUOGLU	TUR	Kawasaki Puccetti Racing	Kawasaki ZX-6R	15:45'19.048	1'35.705	-0.258	167,201
21	R. KRUMMENACHER	SUI	Kawasaki Puccetti Racing	Kawasaki ZX-6R	15:46'42.432	1'35.614	-0.091	167,360
1	K. SOFUOGLU	TUR	Kawasaki Puccetti Racing	Kawasaki ZX-6R	15:46'54.567	1'35.519	-0.095	167,527
19	K. WAHR	GER	Gemar Balloons - Team Lorini	Honda CBR600RR	15:46'57.315	1'35.153	-0.366	168,171
19	K. WAHR	GER	Gemar Balloons - Team Lorini	Honda CBR600RR	15:48'32.122	1'34.807	-0.346	168,785
1	K. SOFUOGLU	TUR	Kawasaki Puccetti Racing	Kawasaki ZX-6R	16:00'54.252	1'34.392	-0.415	169,527
1	K. SOFUOGLU	TUR	Kawasaki Puccetti Racing	Kawasaki ZX-6R	16:04'03.112	1'34.325	-0.067	169,647
1	K. SOFUOGLU	TUR	Kawasaki Puccetti Racing	Kawasaki ZX-6R	16:25'35.810	1'34.278	-0.047	169,732
1	K. SOFUOGLU	TUR	Kawasaki Puccetti Racing	Kawasaki ZX-6R	17:15'59.743	1'34.202	-0.076	169,869
1	K. SOFUOGLU	TUR	Kawasaki Puccetti Racing	Kawasaki ZX-6R	17:17'33.928	1'34.185	-0.017	169,900
1	K. SOFUOGLU	TUR	Kawasaki Puccetti Racing	Kawasaki ZX-6R	17:19'07.968	1'34.040	-0.145	170,162
1	K. SOFUOGLU	TUR	Kawasaki Puccetti Racing	Kawasaki ZX-6R	17:35'26.121	1'33.887	-0.153	170,439
1	K. SOFUOGLU	TUR	Kawasaki Puccetti Racing	Kawasaki ZX-6R	17:39'03.955	1'33.786	-0.101	170,622

23/02/2016 Start 15:40 End 17:42

The results are provisional until the end of the time limit for protests and appeals and the completion of the technical checks.

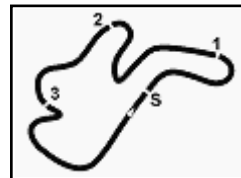
FICR PERUGIA TIMING



Official Tyre Supplier



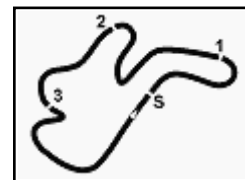
Official Timekeeper



Phillip Island DWO Official Test, 22-23 February 2016

World Supersport - Ideal Times Tuesday 2nd

No.	Rider	Nat	Bike	Seg. 1	Seg. 2	Seg. 3	Seg. 4	Seg. 5	Ideal Time			
				Diff. 1	Diff. 2	Diff. 3	Diff. 4	Diff. 5	Best Lap	Pos.	Diff.	
1	1 K. SOFUOGLU	TUR	Kawasaki ZX-6R	3.617 0.118	18.678	27.033	17.764 0.168	26.331 0.077	1'33.423 1'33.786	1	0.363	
2	21 R. KRUMMENACHER	SUI	Kawasaki ZX-6R	3.624 0.087	18.782 0.156	27.287 0.133	17.951 0.095	26.408 0.092	1'34.052 1'34.615	3	0.563	
3	87 L. ZANETTI	ITA	MV Agusta F3 675	3.587 0.098	19.041	27.140	17.920	26.461 0.208	1'34.149 1'34.455	2	0.306	
4	19 K. WAHR	GER	Honda CBR600RR	3.612 0.036	19.089 0.121	27.289 0.144	17.977 0.145	26.280	1'34.247 1'34.693	4	0.446	
5	25 A. BALDOLINI	ITA	MV Agusta F3 675	3.681 0.061	18.925	27.353 0.036	17.999 0.070	26.591 0.014	1'34.549 1'34.730	5	0.181	
6	2 P. JACOBSEN	USA	Honda CBR600RR	3.607 0.037	19.112	27.362 0.109	18.036	26.526 0.003	1'34.643 1'34.792	6	0.149	
7	4 G. REA	GBR	MV Agusta F3 675	3.724 0.010	19.034	27.318 0.067	18.133 0.050	26.554 0.115	1'34.763 1'35.005	7	0.242	
8	16 J. CLUZEL	FRA	MV Agusta F3 675	3.650	19.007 0.099	27.500 0.055	18.171 0.016	26.517	1'34.845 1'35.015	8	0.170	
9	111 K. SMITH	GBR	Honda CBR600RR	3.650 0.078	19.209	27.371 0.117	18.161	26.561 0.161	1'34.952 1'35.308	10	0.356	
10	88 N. TEROL	ESP	MV Agusta F3 675	3.656	19.159	27.613	18.218	26.532	1'35.178 1'35.178	9	0.000	
11	13 A. WEST	AUS	Yamaha YZF R6	3.686 0.101	19.255 0.216	27.523	18.206	26.583	1'35.253 1'35.570	11	0.317	
12	63 Z. KHAIRUDDIN	MAS	Kawasaki ZX-6R	3.583 0.146	19.242	27.499 0.037	18.259 0.085	26.760 0.060	1'35.343 1'35.671	15	0.328	
13	41 A. WAGNER	AUS	MV Agusta F3 675	3.752 0.062	19.158 0.166	27.493	18.259 0.038	26.685	1'35.347 1'35.613	13	0.266	
14	11 C. GAMARINO	ITA	Kawasaki ZX-6R	3.645 0.034	19.298	27.576 0.197	18.156 0.049	26.715	1'35.390 1'35.670	14	0.280	
15	78 H. OKUBO	JPN	Honda CBR600RR	3.654 0.033	19.241	27.582 0.130	18.268	26.682	1'35.427 1'35.590	12	0.163	
16	64 F. CARICASULO	ITA	Honda CBR600RR	3.579 0.068	19.201 0.196	27.679 0.166	18.426 0.122	26.615	1'35.500 1'36.052	19	0.552	
17	69 O. JEZEK	CZE	Kawasaki ZX-6R	3.670 0.010	19.224 0.067	27.819 0.069	18.216 0.046	26.662	1'35.591 1'35.783	16	0.192	
18	77 K. RYDE	GBR	Yamaha YZF R6	3.646 0.113	19.349	27.668	18.155	26.837 0.073	1'35.655 1'35.841	17	0.186	
19	81 L. STAPLEFORD	GBR	Honda CBR600RR	3.673 0.010	19.128 0.048	27.842 0.099	18.283 0.078	26.756 0.049	1'35.682 1'35.966	18	0.284	
20	68 G. SCOTT	AUS	Honda CBR600RR	3.650 0.048	19.362	27.888 0.068	18.295 0.064	26.657 0.145	1'35.852 1'36.177	21	0.325	
21	44 R. ROLFO	ITA	MV Agusta F3 675	3.718 0.016	19.217 0.031	27.870 0.088	18.309 0.022	26.815 0.086	1'35.929 1'36.172	20	0.243	
22	5 M. LEVY	AUS	Yamaha YZF R6	3.664 0.106	19.227 0.021	28.064 0.103	18.368	26.852 0.299	1'36.175 1'36.704	22	0.529	
23	10 N. CALERO	ESP	Kawasaki ZX-6R	3.624 0.038	19.411 0.033	27.879 0.271	18.529 0.091	26.920 0.225	1'36.363 1'37.021	23	0.658	
24	48 A. PHILLIS	AUS	Honda CBR600RR	3.665	19.394	28.147 0.059	18.505 0.229	27.043	1'36.754 1'37.042	24	0.288	
25	30 K. BURNS	AUS	Suzuki GSX-R600	3.717 0.050	19.355 0.047	28.226 0.121	18.664 0.010	27.105	1'37.067 1'37.295	25	0.228	
26	35 S. HILL	GBR	Honda CBR600RR	3.730 0.133	19.778 0.001	28.126	18.554 0.130	27.430 0.127	1'37.618 1'38.009	26	0.391	
27	83 L. EPIS	AUS	Kawasaki ZX-6R	3.681 0.020	20.180 0.073	28.614 0.347	19.129	27.451 0.018	1'39.055 1'39.513	27	0.458	
Overall Ideal Time				3.579	18.678	27.033	17.764	26.280	1'33.334			

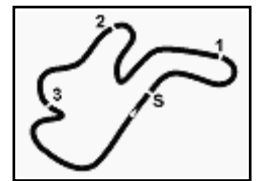


Phillip Island 4.445 m

Phillip Island DWO Official Test, 22-23 February 2016

World Supersport - Tuesday Practices

No.	Rider	Nat	Team	Bike	FP1	FP2	Time	Gap	Rel.	Avg	Laps
1	1 K. SOFUOGLU	TUR	Kawasaki Puccetti Racing	Kawasaki ZX-6R	1'33.770		1'33.770			170,652	78
2	87 L. ZANETTI	ITA	MV Agusta Reparto Corse	MV Agusta F3 675	1'35.782		1'34.455	0.685	0.685	169,414	58
3	16 J. CLUZEL	FRA	MV Agusta Reparto Corse	MV Agusta F3 675	1'36.456		1'34.606	0.836	0.151	169,144	54
4	21 R. KRUMMENACHER	SUI	Kawasaki Puccetti Racing	Kawasaki ZX-6R	1'34.624		1'34.615	0.845	0.009	169,128	69
5	19 K. WAHR	GER	Gemar Balloons - Team Lorini	Honda CBR600RR	1'35.909		1'34.693	0.923	0.078	168,988	66
6	25 A. BALDOLINI	ITA	Race Department ATK#25	MV Agusta F3 675	1'36.788		1'34.730	0.960	0.037	168,922	62
7	2 P. JACOBSEN	USA	Honda World Supersport Team	Honda CBR600RR	1'34.955		1'34.792	1.022	0.062	168,812	93
8	4 G. REA	GBR	GRT Racing Team	MV Agusta F3 675	1'35.150		1'35.005	1.235	0.213	168,433	59
9	88 N. TEROL	ESP	Schmidt Racing	MV Agusta F3 675	1'41.918		1'35.178	1.408	0.173	168,127	28
10	77 K. RYDE	GBR	Ranier Med - SC Racing	Yamaha YZF R6	1'35.981		1'35.247	1.477	0.069	168,005	45
11	69 O. JEZEK	CZE	Team GoEleven	Kawasaki ZX-6R	1'35.283		1'35.283	1.513	0.036	167,942	66
12	111 K. SMITH	GBR	CIA Landlord Insurance Honda	Honda CBR600RR	1'36.573		1'35.308	1.538	0.025	167,898	72
13	13 A. WEST	AUS	Tribeca Racing	Yamaha YZF R6	1'35.734		1'35.570	1.800	0.262	167,437	64
14	78 H. OKUBO	JPN	CIA Landlord Insurance Honda	Honda CBR600RR	1'39.514		1'35.590	1.820	0.020	167,402	90
15	41 A. WAGNER	AUS	GRT Racing Team	MV Agusta F3 675	1'35.789		1'35.613	1.843	0.023	167,362	47
16	11 C. GAMARINO	ITA	Team GoEleven	Kawasaki ZX-6R			1'35.670	1.900	0.057	167,262	57
17	63 Z. KHAIRUDDIN	MAS	Orelac Racing VerdNatura	Kawasaki ZX-6R	1'36.814		1'35.671	1.901	0.001	167,261	74
18	44 R. ROLFO	ITA	Team Factory Vamag	MV Agusta F3 675	1'36.612		1'35.694	1.924	0.023	167,221	69
19	81 L. STAPLEFORD	GBR	CIA Landlord Insurance Profile Honda	Honda CBR600RR	1'37.031		1'35.966	2.196	0.272	166,747	67
20	64 F. CARICASULO	ITA	Bardahl Evan Bros. Honda Racing	Honda CBR600RR	1'38.025		1'36.052	2.282	0.086	166,597	78
21	68 G. SCOTT	AUS	Gemar Balloons - Team Lorini	Honda CBR600RR	1'37.699		1'36.177	2.407	0.125	166,381	81
22	5 M. LEVY	AUS	Landbridge Racing	Yamaha YZF R6	1'37.412		1'36.704	2.934	0.527	165,474	93
23	10 N. CALERO	ESP	Orelac Racing VerdNatura	Kawasaki ZX-6R	1'37.918		1'37.021	3.251	0.317	164,933	60
24	48 A. PHILLIS	AUS	AARK Racing	Honda CBR600RR	1'37.735		1'37.042	3.272	0.021	164,898	93
25	30 K. BURNS	AUS	Burns Racing	Suzuki GSX-R600	1'39.226		1'37.295	3.525	0.253	164,469	40
26	35 S. HILL	GBR	CIA Landlord Insurance Honda	Honda CBR600RR	1'40.762		1'38.009	4.239	0.714	163,271	68
27	83 L. EPIS	AUS	Response RE Racing	Kawasaki ZX-6R	1'39.615		1'39.313	5.543	1.304	161,127	83



Phillip Island DWO Official Test, 22-23 February 2016

World Supersport - Top Speeds Tuesday 2nd

Best Lap

1	1 K. SOFUOGLU	Kawasaki ZX-6R	1'33.786
2	87 L. ZANETTI	MV Austa F3 675	1'34.455
3	21 R. KRUMMENACHER	Kawasaki ZX-6R	1'34.615
4	19 K. WAHR	Honda CBR600RR	1'34.693
5	25 A. BALDOLINI	MV Austa F3 675	1'34.730
6	2 P. JACOBSEN	Honda CBR600RR	1'34.792
7	4 G. REA	MV Austa F3 675	1'35.005
8	16 J. CLUZEL	MV Austa F3 675	1'35.015
9	88 N. TEROL	MV Austa F3 675	1'35.178
10	111 K. SMITH	Honda CBR600RR	1'35.308
11	13 A. WEST	Yamaha YZF R6	1'35.570
12	78 H. OKUBO	Honda CBR600RR	1'35.590
13	41 A. WAGNER	MV Austa F3 675	1'35.613
14	11 C. GAMARINO	Kawasaki ZX-6R	1'35.670
15	63 Z. KHAIRUDDIN	Kawasaki ZX-6R	1'35.671
16	69 O. JEZEK	Kawasaki ZX-6R	1'35.783
17	77 K. RYDE	Yamaha YZF R6	1'35.841
18	81 L. STAPLEFORD	Honda CBR600RR	1'35.966
19	64 F. CARICASULO	Honda CBR600RR	1'36.052
20	44 R. ROLFO	MV Austa F3 675	1'36.172
21	68 G. SCOTT	Honda CBR600RR	1'36.177
22	5 M. LEVY	Yamaha YZF R6	1'36.704
23	10 N. CALERO	Kawasaki ZX-6R	1'37.021
24	48 A. PHILLIS	Honda CBR600RR	1'37.042
25	30 K. BURNS	Suzuki GSX-R600	1'37.295
26	35 S. HILL	Honda CBR600RR	1'38.009
27	83 L. EPIS	Kawasaki ZX-6R	1'39.513

Top Speeds

1	63 Z. KHAIRUDDIN	Kawasaki ZX-6R	275.5
2	64 F. CARICASULO	Honda CBR600RR	275.5
3	87 L. ZANETTI	MV Austa F3 675	274.8
4	2 P. JACOBSEN	Honda CBR600RR	274.1
5	1 K. SOFUOGLU	Kawasaki ZX-6R	273.4
6	10 N. CALERO	Kawasaki ZX-6R	273.4
7	19 K. WAHR	Honda CBR600RR	273.4
8	21 R. KRUMMENACHER	Kawasaki ZX-6R	272.0
9	11 C. GAMARINO	Kawasaki ZX-6R	271.4
10	68 G. SCOTT	Honda CBR600RR	271.4
11	16 J. CLUZEL	MV Austa F3 675	270.7
12	77 K. RYDE	Yamaha YZF R6	270.7
13	111 K. SMITH	Honda CBR600RR	270.0
14	5 M. LEVY	Yamaha YZF R6	269.3
15	78 H. OKUBO	Honda CBR600RR	269.3
16	81 L. STAPLEFORD	Honda CBR600RR	268.7
17	69 O. JEZEK	Kawasaki ZX-6R	268.7
18	83 L. EPIS	Kawasaki ZX-6R	268.7
19	48 A. PHILLIS	Honda CBR600RR	268.7
20	88 N. TEROL	MV Austa F3 675	268.7
21	30 K. BURNS	Suzuki GSX-R600	267.3
22	25 A. BALDOLINI	MV Austa F3 675	267.3
23	13 A. WEST	Yamaha YZF R6	267.3
24	44 R. ROLFO	MV Austa F3 675	266.0
25	35 S. HILL	Honda CBR600RR	265.4
26	4 G. REA	MV Austa F3 675	264.1
27	41 A. WAGNER	MV Austa F3 675	262.8

Seg. 1		Seg. 2		Seg. 3		Seg. 4		Seg. 5			
1	64 F. CARICASULO	3.579	1	1 K. SOFUOGLU	18.678	1	1 K. SOFUOGLU	17.764	1	19 K. WAHR	26.280
2	63 Z. KHAIRUDDIN	3.583	2	21 R. KRUMMENAC	18.782	2	87 L. ZANETTI	17.920	2	1 K. SOFUOGLU	26.331
3	87 L. ZANETTI	3.587	3	25 A. BALDOLINI	18.925	3	21 R. KRUMMENAC	17.951	3	21 R. KRUMMENAC	26.408
4	2 P. JACOBSEN	3.607	4	16 J. CLUZEL	19.007	4	19 K. WAHR	17.977	4	87 L. ZANETTI	26.461
5	19 K. WAHR	3.612	5	4 G. REA	19.034	5	4 G. REA	17.999	5	16 J. CLUZEL	26.517
6	1 K. SOFUOGLU	3.617	6	87 L. ZANETTI	19.041	6	25 A. BALDOLINI	18.036	6	2 P. JACOBSEN	26.526
7	21 R. KRUMMENAC	3.624	7	19 K. WAHR	19.089	7	2 P. JACOBSEN	18.133	7	88 N. TEROL	26.532
8	10 N. CALERO	3.624	8	2 P. JACOBSEN	19.112	8	77 K. RYDE	18.155	8	4 G. REA	26.554
9	11 C. GAMARINO	3.645	9	81 L. STAPLEFORD	19.128	9	41 A. WAGNER	18.156	9	111 K. SMITH	26.561
10	77 K. RYDE	3.646	10	41 A. WAGNER	19.158	10	63 Z. KHAIRUDDIN	18.161	10	13 A. WEST	26.583
11	111 K. SMITH	3.650	11	88 N. TEROL	19.159	11	16 J. CLUZEL	18.171	11	25 A. BALDOLINI	26.591
12	16 J. CLUZEL	3.650	12	64 F. CARICASULO	19.201	12	13 A. WEST	18.206	12	64 F. CARICASULO	26.615
13	68 G. SCOTT	3.650	13	111 K. SMITH	19.209	13	11 C. GAMARINO	18.216	13	68 G. SCOTT	26.657
14	78 H. OKUBO	3.654	14	44 R. ROLFO	19.217	14	78 H. OKUBO	18.218	14	69 O. JEZEK	26.662
15	88 N. TEROL	3.656	15	69 O. JEZEK	19.224	15	88 N. TEROL	18.259	15	78 H. OKUBO	26.682
16	5 M. LEVY	3.664	16	5 M. LEVY	19.227	16	77 K. RYDE	18.259	16	41 A. WAGNER	26.685
17	48 A. PHILLIS	3.665	17	78 H. OKUBO	19.241	17	64 F. CARICASULO	18.268	17	11 C. GAMARINO	26.715
18	69 O. JEZEK	3.670	18	63 Z. KHAIRUDDIN	19.242	18	69 O. JEZEK	18.283	18	81 L. STAPLEFORD	26.756
19	81 L. STAPLEFORD	3.673	19	13 A. WEST	19.255	19	81 L. STAPLEFORD	18.295	19	63 Z. KHAIRUDDIN	26.760
20	25 A. BALDOLINI	3.681	20	11 C. GAMARINO	19.298	20	44 R. ROLFO	18.309	20	44 R. ROLFO	26.815
21	83 L. EPIS	3.681	21	77 K. RYDE	19.349	21	10 N. CALERO	18.368	21	77 K. RYDE	26.837
22	13 A. WEST	3.686	22	30 K. BURNS	19.355	22	68 G. SCOTT	18.426	22	5 M. LEVY	26.852
23	30 K. BURNS	3.717	23	68 G. SCOTT	19.362	23	5 M. LEVY	18.505	23	10 N. CALERO	26.920
24	44 R. ROLFO	3.718	24	48 A. PHILLIS	19.394	24	35 S. HILL	18.529	24	48 A. PHILLIS	27.043
25	4 G. REA	3.724	25	10 N. CALERO	19.411	25	48 A. PHILLIS	18.554	25	30 K. BURNS	27.105
26	35 S. HILL	3.730	26	35 S. HILL	19.778	26	30 K. BURNS	18.664	26	35 S. HILL	27.430
27	41 A. WAGNER	3.752	27	83 L. EPIS	20.180	27	83 L. EPIS	19.129	27	83 L. EPIS	27.451